

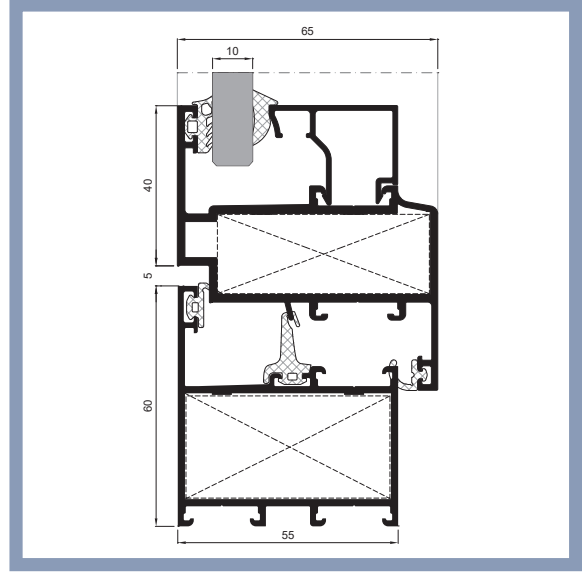

# MİMARİ KATALOG ARCHITECTURAL CATALOGUE

Alüminyum Kapı Pencere ve Giydirme Cephe Sistemleri  
Aluminium Door Window and Facade Systems

# RESCARA



# RW55



## TEKNİK ÖZELLİKLER / TECHNICAL PROPERTIES

KASA DERİNLİĞİ / FRAME DEPTH	55 mm
KANAT DERİNLİĞİ / VENT DEPTH	65 mm
PROFİL ET KALINLIĞI / PROFILE WALL THICKNESS	1,4/1,8/2 mm
MAKS. CAM KALINLIĞI / MAX. GLASS THICKNESS	36 mm

## KULLANIM SEÇENEKLERİ / APPLICATION ALTERNATIVES

	KAPI DOOR	PENCERE WINDOW
İÇE AÇILIR / INWARD OPENING	•	•
DIŞA AÇILIR / OUTWARD OPENING	•	
VASİSTAS / BOTTOM HUNG		•
İÇE AÇILIR HEMYÜZ KAPI / INWARD-OPENING COPLANAR DOOR	•	
ÇİFT EKSEN AÇILIM / TILT&TURN OPENING	•	•
CARPMA KAPI / SWINGING DOOR	•	
ÇEK & SÜR / TILT&SLIDE	•	•
PİVOT / PIVOT		•

# MİMARİ KATALOG

## ARCHITECTURAL CATALOGUE

Alüminyum Kapı Pencere ve Giydirme Cephe Sistemleri  
Aluminium Door Window and Facade Systems



Rescara Sistem Detayları  
Rescara System Details

# RW55

PROFİLLER

PROFILES

01

02

03

04

05

06

07

08

09

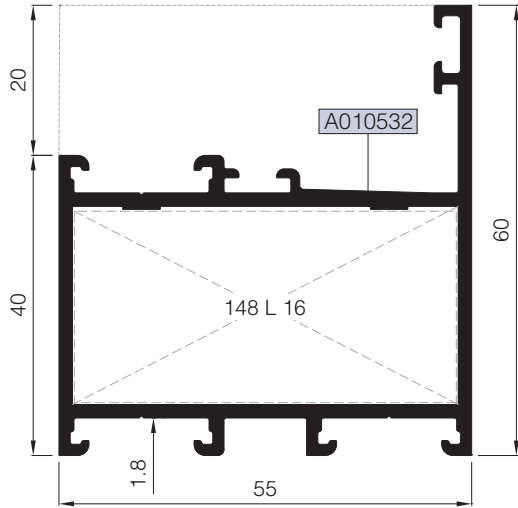
10

11

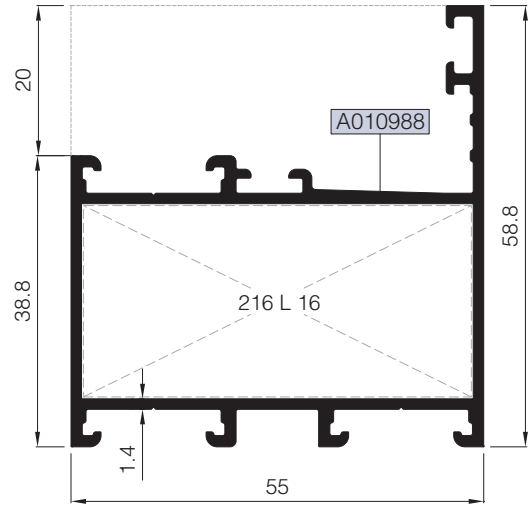
12

KOD / CODE	AĞIRLIK (kg/m) / WEIGHT	Jxx cm <sup>4</sup>	Jyy cm <sup>4</sup>	L m	
55 F 01	1,188	18,070	11,717	6	
55 F 02	1,485	24,931	30,822	6	
55 F 08	0,984	15,042	9,902	6	
55 F 09	1,136	19,101	24,585	6	

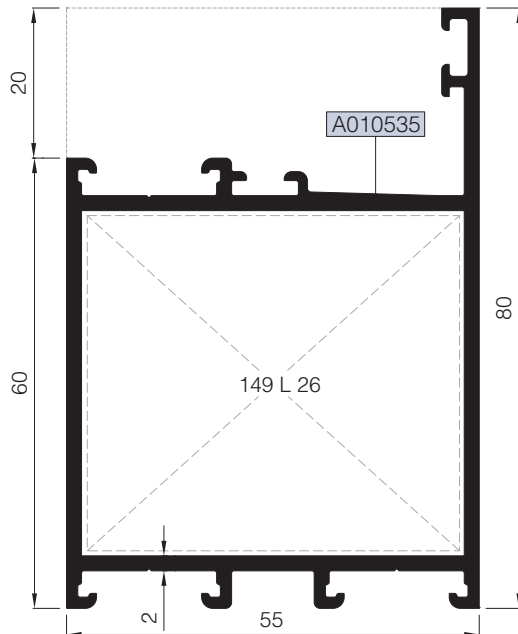
55 F 01



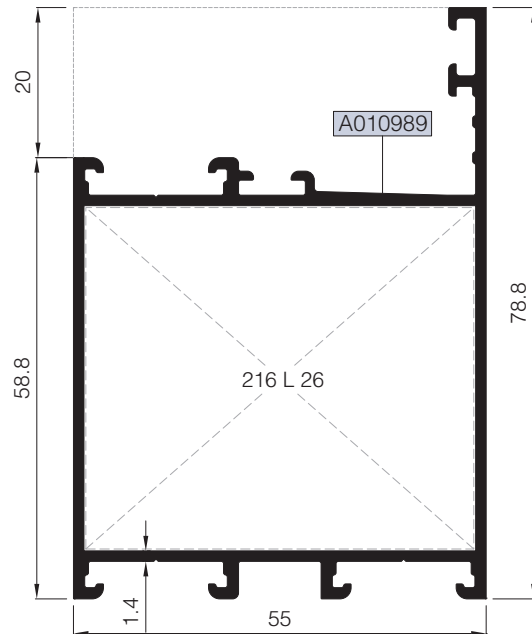
55 F 08



55 F 02



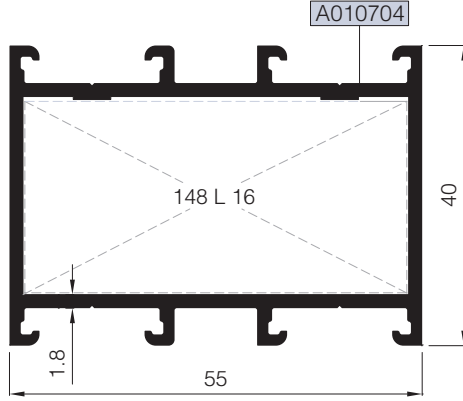
55 F 09



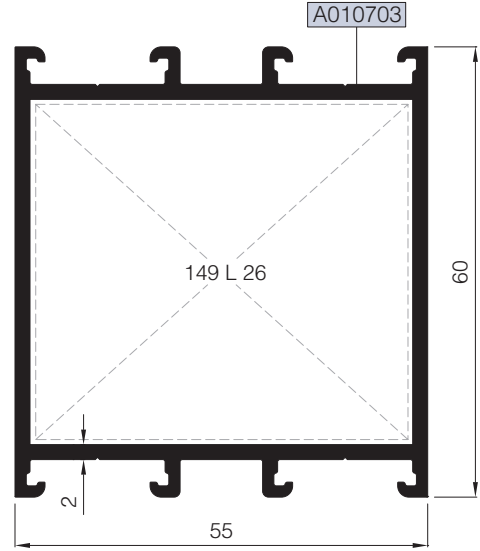
Nr		L m	KESİM ÖLÇÜSÜ CUTTING SIZE	AKS. KODU ACS. CODE
55 F 01	A010532	25 L 16 (A002061)	51,1 mm	148 L 16
55 F 02	A010535	25 L 26 (A010540)	50,7 mm	149 L 26
55 F 08	A010988	25 L 16 (A002061)	51,9 mm	216 L 16
55 F 09	A010989	25 L 26 (A010540)	51,9 mm	216 L 26

KOD / CODE	AĞIRLIK (kg/m) / WEIGHT	Jxx cm <sup>4</sup>	Jyy cm <sup>4</sup>	L m	
55 F 03	1,067	15,379	7,681	6	
55 F 04	1,357	22,024	23,460	6	
55 F 05	1,475	23,612	30,167	6	
55 F 14	1,039	14,232	4,405	6	

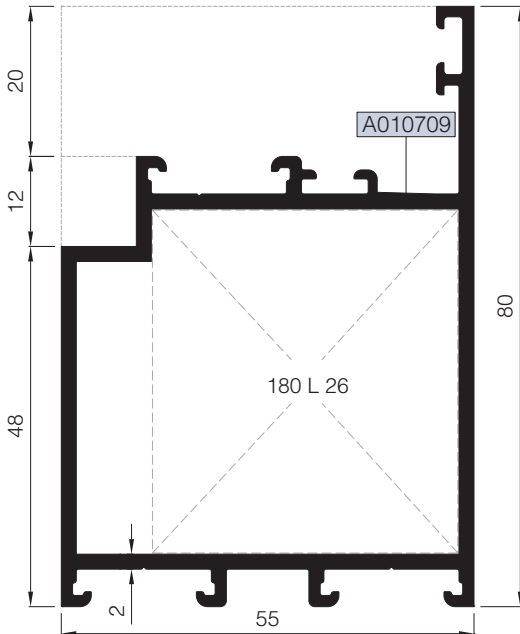
55 F 03



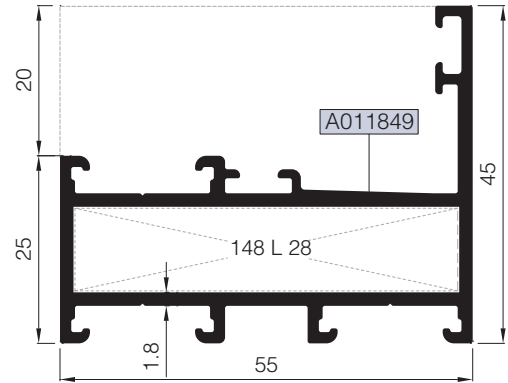
55 F 04



55 F 05



55 F 14

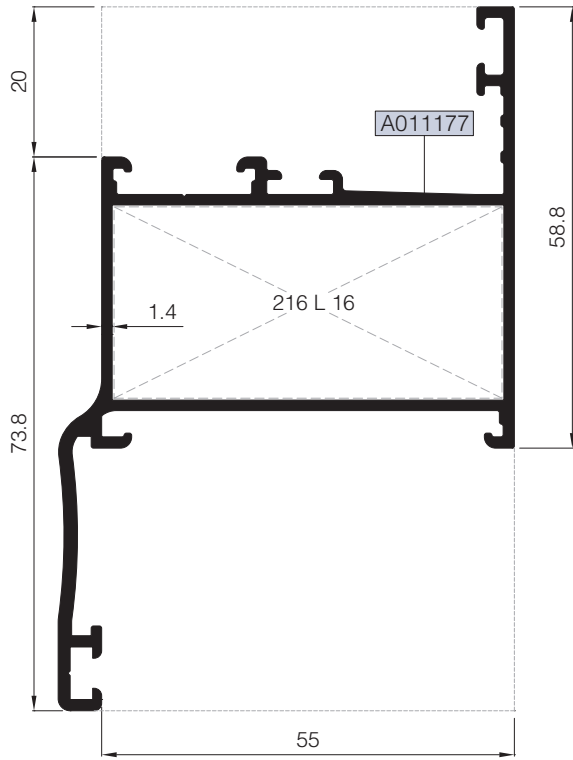


HEMYÜZ KAPI KASA PROFİLİ  
FLUSH DOOR FRAME PROFILE

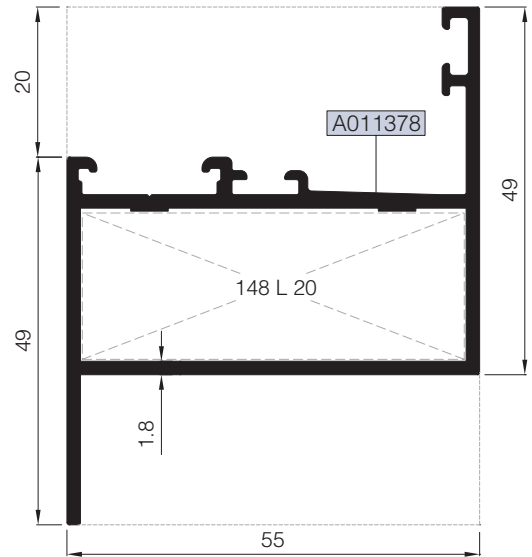
Nr		L m	KESİM ÖLÇÜSÜ CUTTING SIZE	AKS. KODU ACS. CODE
55 F 03	A010704	25 L 16 (A002061)	51,1 mm	148 L 16
55 F 04	A010703	25 L 26 (A010540)	50,7 mm	149 L 26
55 F 05	A010709	25 L 26 (A010540)	40,7 mm	180 L 26
55 F 14	A011849	25 L 28 (A010542)	51,1 mm	148 L 28



KOD / CODE	AĞIRLIK (kg/m) / WEIGHT	Jxx cm <sup>4</sup>	Jyy cm <sup>4</sup>	L m	
55 F 11	1,172	23,482	22,086	6	
55 F 13	1,096	17,598	9,019	6	

55 F 11



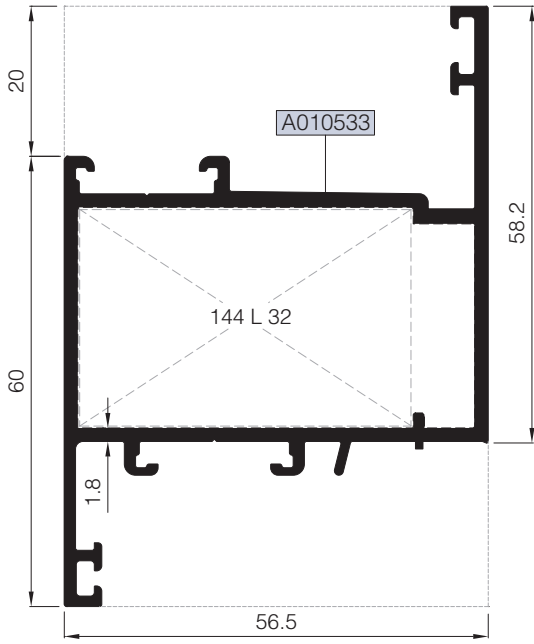
55 F 13



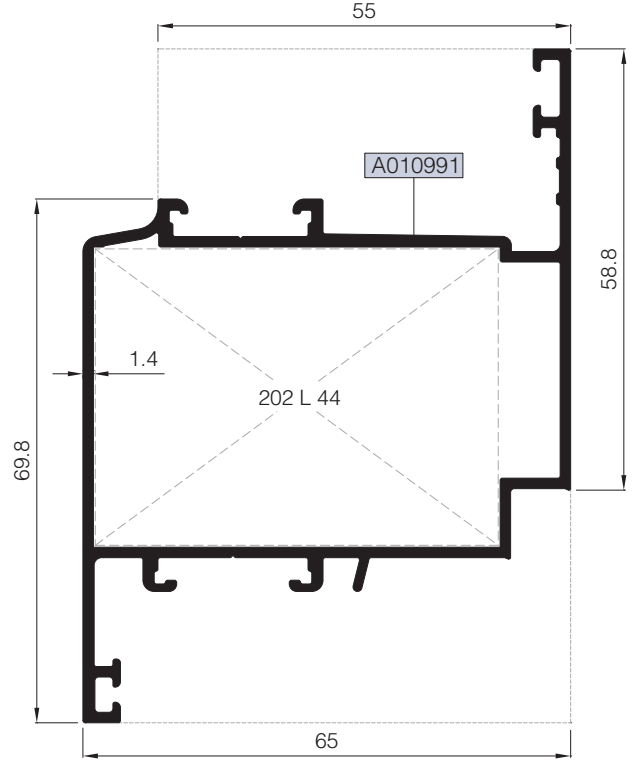
Nr		 L m	KESİM ÖLÇÜSÜ CUTTING SIZE	 AKS. KODU ACS. CODE
55 F 11	A011177	25 L 16 (A002061)	51,9 mm	216 L 16
55 F 13	A011378	25 L 20 (A002166)	51,1 mm	148 L 20

KOD / CODE	AĞIRLIK (kg/m) / WEIGHT	Jxx cm <sup>4</sup>	Jyy cm <sup>4</sup>	L m	
55 V 01	1,300	22,636	17,858	6	
55 V 02	1,324	26,941	11,677	6	
55 V 08	1,073	22,301	9,889	6	
55 V 09	1,225	27,968	24,809	6	

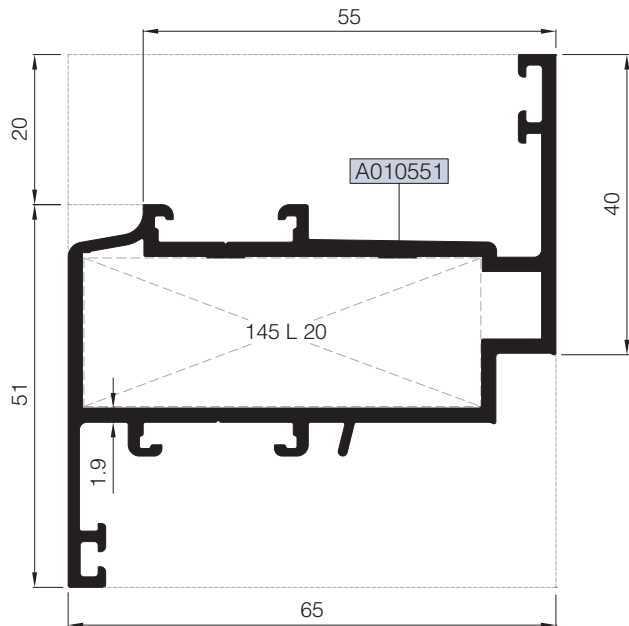
55 V 01



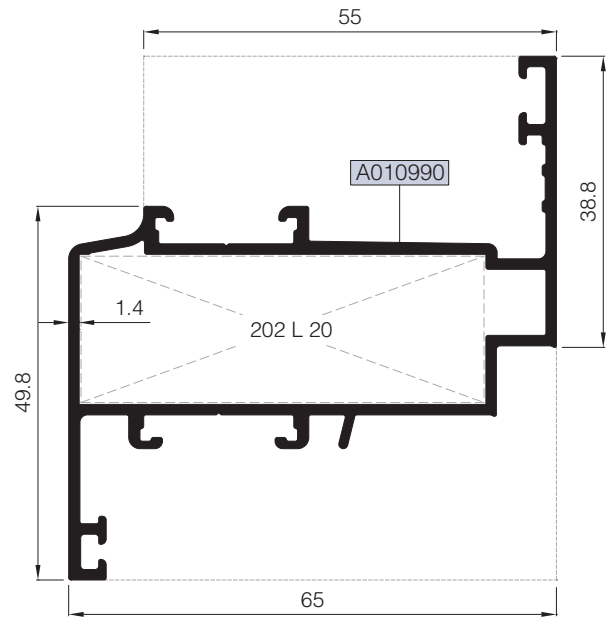
55 V 09





55 V 02



55 V 08



Nr		 L m	KESİM ÖLÇÜSÜ CUTTING SIZE	 AKS. KODU ACS. CODE
55 V 01	A010533	25 L 32 (A002430)	44,4 mm	144 L 32
55 V 02	A010551	25 L 20 (A002166)	52,9 mm	145 L 20
55 V 08	A010990	25 L 20 (A002166)	53,6 mm	202 L 20
55 V 09	A010991	25 L 44 (A010786)	53,6 mm	202 L 44

KOD / CODE	AĞIRLIK (kg/m) / WEIGHT	Jxx cm <sup>4</sup>	Jyy cm <sup>4</sup>	L m	
55 V 03	1,795	43,256	58,977	6	
55 V 07	1,741	42,780	56,443	6	

01

02

03

04

05

06

07

08

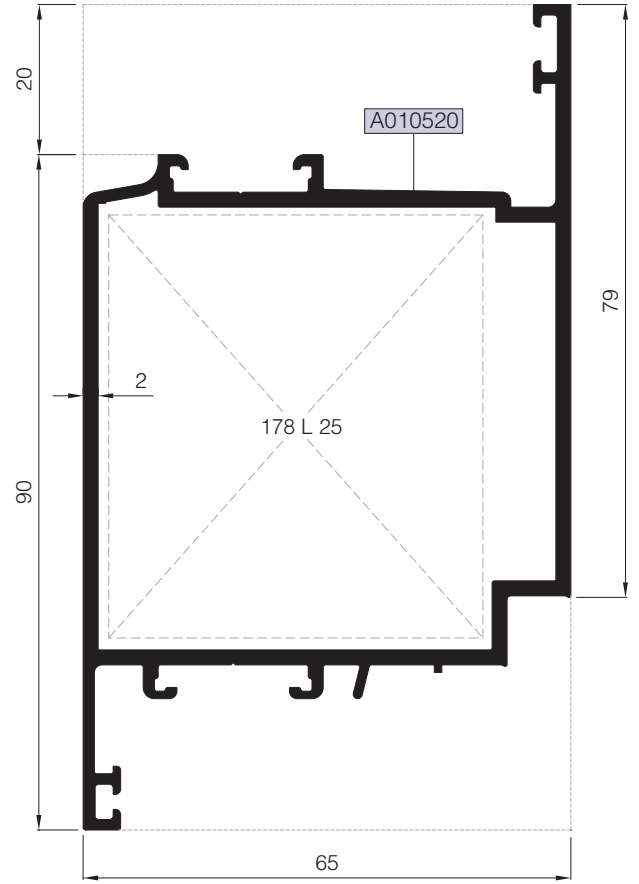
09

10

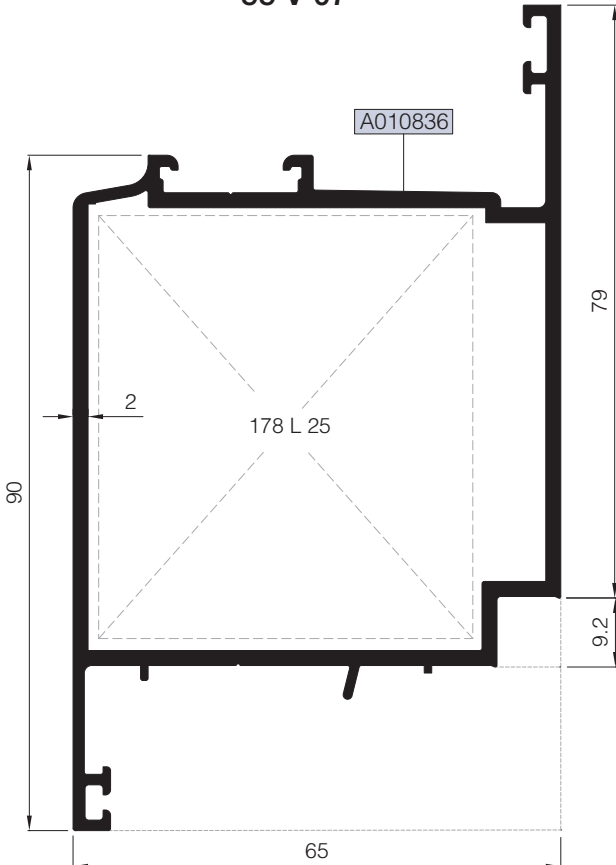
11

12

55 V 03



55 V 07



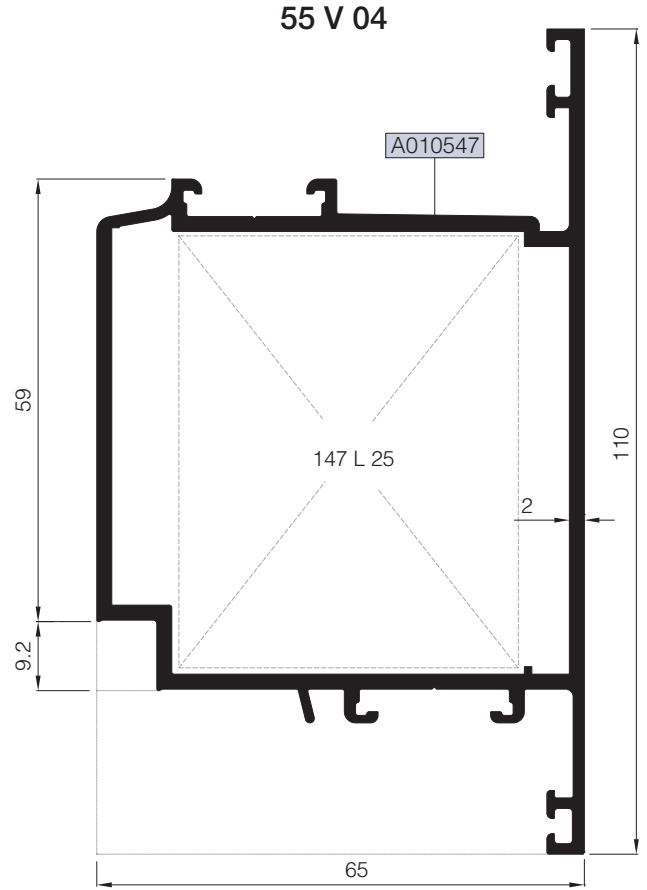
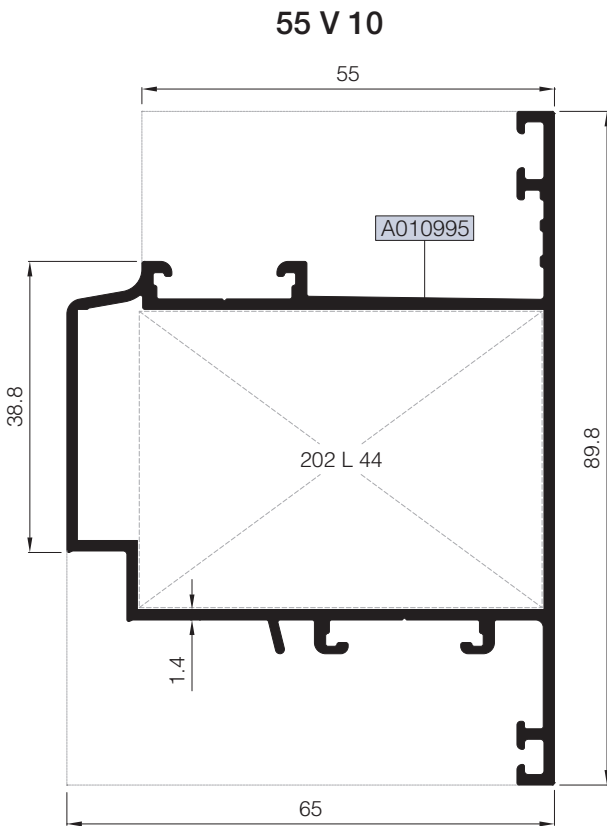
Nr		L m	KESİM ÖLÇÜSÜ CUTTING SIZE	AKS. KODU ACS. CODE
55 V 03	A010520	25 L 25 (A010539)	52,2 mm	178 L 25
55 V 07	A010836	25 L 25 (A010539)	52,2 mm	178 L 25



KANAT PROFİLLERİ  
VENT PROFILES

# RW55

KOD / CODE	AĞIRLIK (kg/m) / WEIGHT	Jxx cm4	Jyy cm4	L m	
55 V 04	1,794	41,284	59,097	6	
55 V 10	1,216	25,536	24,658	6	



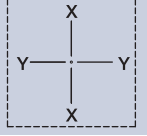
Nr		L m	KESİM ÖLÇÜSÜ CUTTING SIZE	AKS. KODU ACS. CODE
55 V 04	A010547	25 L 25 (A010539)	46,7 mm	147 L 25
55 V 10	A010995	25 L 44 (A010786)	53,6 mm	202 L 44

# KANAT VE ADAPTÖR PROFİLLERİ

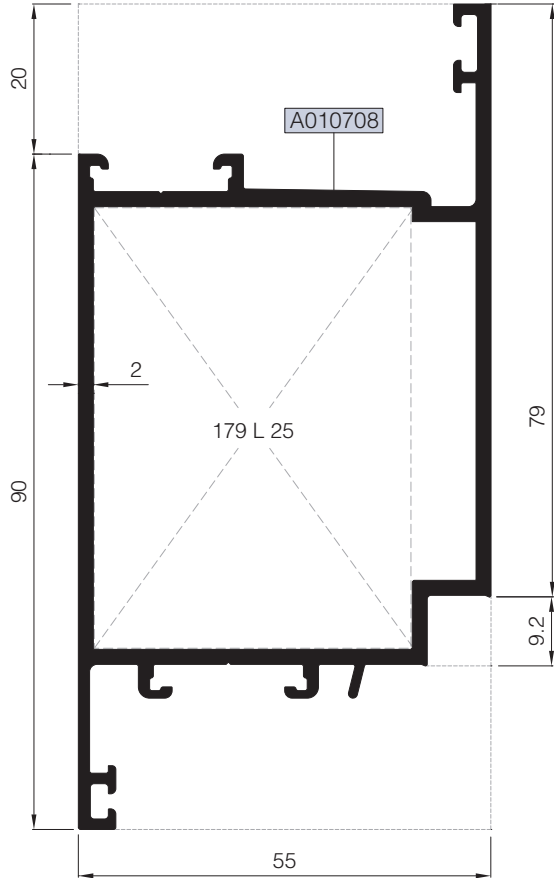
## VENT AND ADAPTER PROFILES

# RW55

KOD / CODE	AĞIRLIK (kg/m) / WEIGHT	Jxx cm <sup>4</sup>	Jyy cm <sup>4</sup>	L m
55 V 05	1,694	30,235	55,446	6
55 A 06	0,826	----	----	6

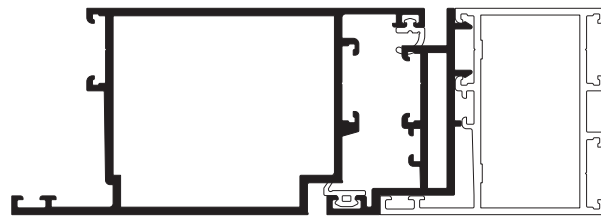
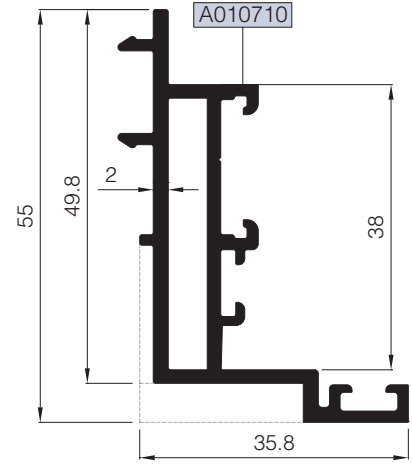


55 V 05



HEMYÜZ KAPI KANAT PROFİLİ  
FLUSH DOOR VENT PROFILE

55 A 06



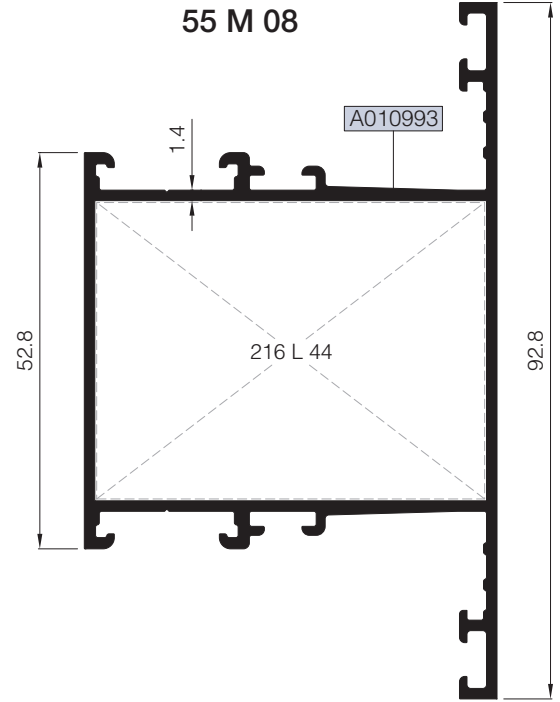
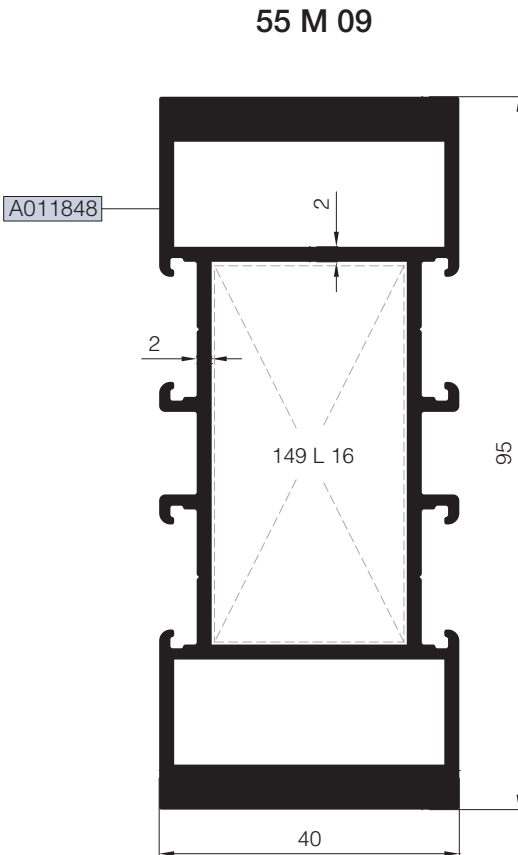
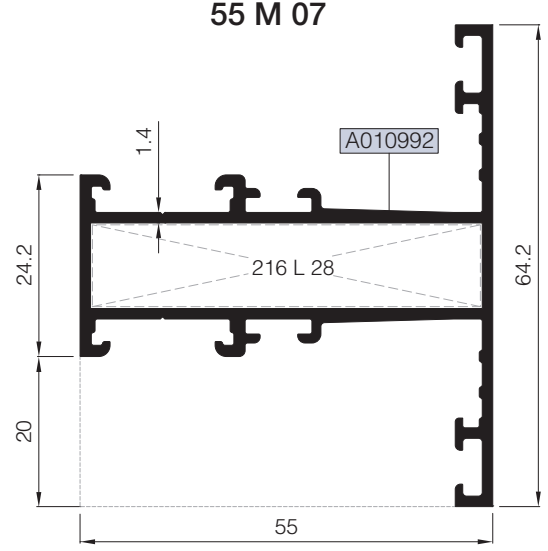
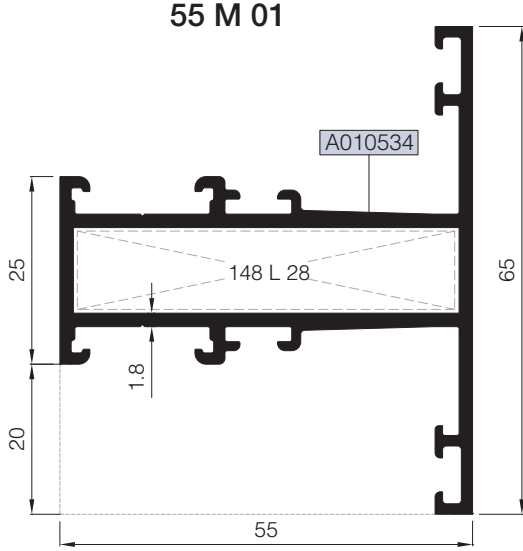
55 V 05

55 A 06

Ölçek/Scale: 1/2

Nr		L m	KESİM ÖLÇÜSÜ CUTTING SIZE	AKS. KODU ACS. CODE
55 V 05	A010708	25 L 25 (A010539)	42,2 mm	179 L 25

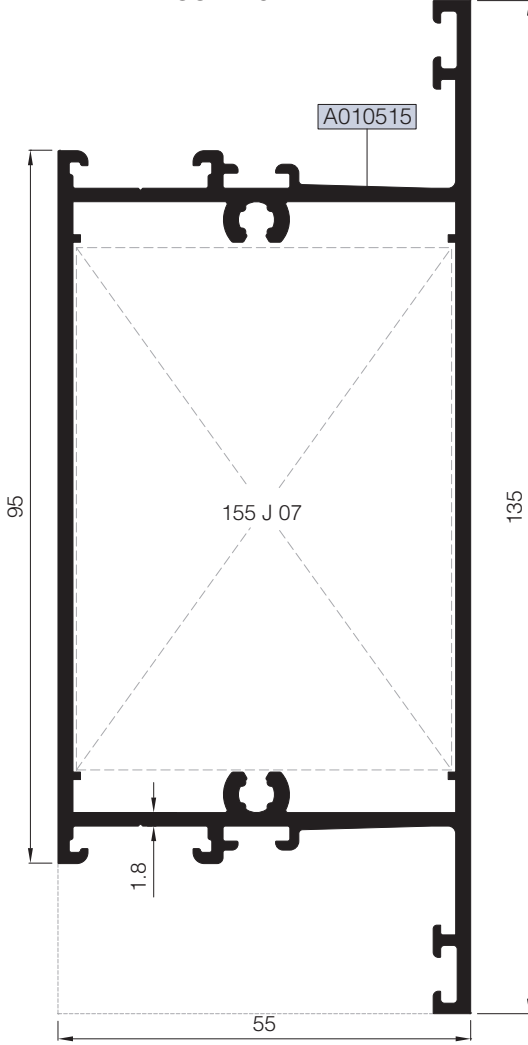
KOD / CODE	AĞIRLIK (kg/m) / WEIGHT	Jxx cm <sup>4</sup>	Jyy cm <sup>4</sup>	L m	
55 M 01	1,163	16,229	7,332	6	
55 M 07	0,980	13,943	6,566	6	
55 M 08	1,197	19,890	25,844	6	
55 M 09	2,745	125,091	18,463	6	



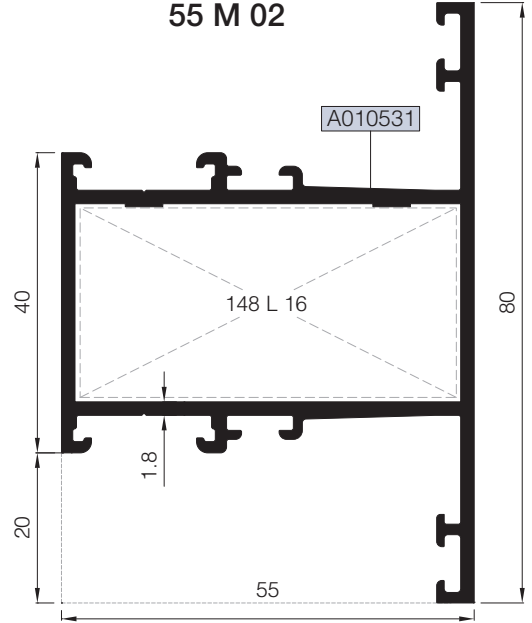
Nr		L m	KESİM ÖLÇÜSÜ CUTTING SIZE	AKS. KODU ACS. CODE
55 M 01	A010534	25 J 07(A010652)	10,9 mm	152 J 07
55 M 07	A010992	25 J 07(A010652)	10,9 mm	152 J 07
55 M 08	A010993	25 J 07(A010652)	39,7 mm	187 J 07
55 M 09	A011848	25 J 07(A010652)	25,5 mm	135 J 07
Nr		L m	KESİM ÖLÇÜSÜ CUTTING SIZE	AKS. KODU ACS. CODE
55 M 01	A010534	25 L 28 (A010542)	51,1 mm	148 L 28
55 M 07	A010992	25 L 28 (A010542)	51,9 mm	216 L 28
55 M 08	A010993	25 L 44 (A010786)	51,9 mm	216 L 44
55 M 09	A011848	25 L 16 (A002061)	50,7 mm	149 L 16

KOD / CODE	AĞIRLIK (kg/m) / WEIGHT	Jxx cm <sup>4</sup>	Jyy cm <sup>4</sup>	L m	
55 M 02	1,349	20,507	17,255	6	
55 M 03	1,593	27,562	41,009	6	
55 M 04	2,098	37,603	114,327	6	
55 M 05	1,485	20,877	17,806	6	

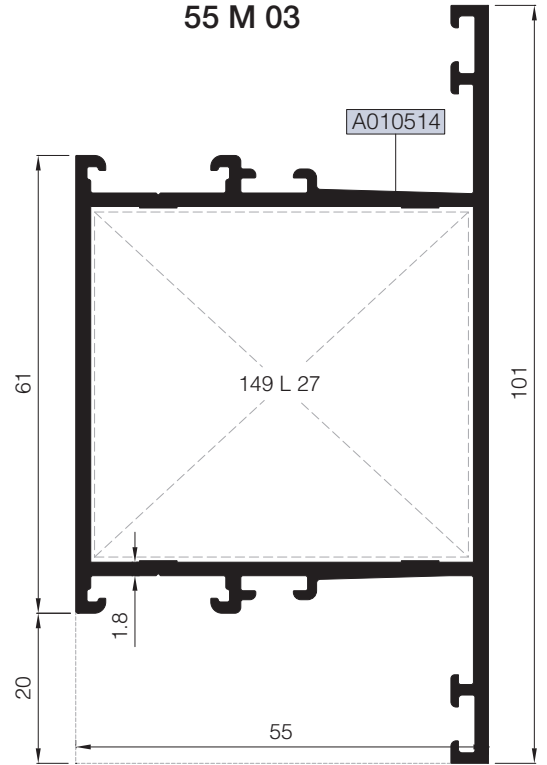
55 M 04



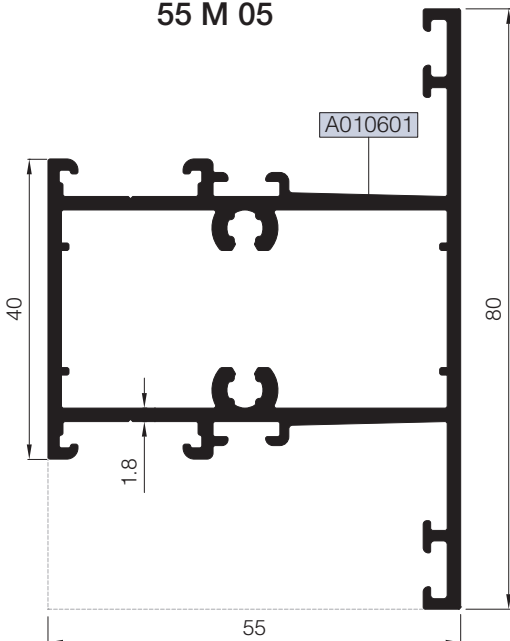
55 M 02



55 M 03



55 M 05



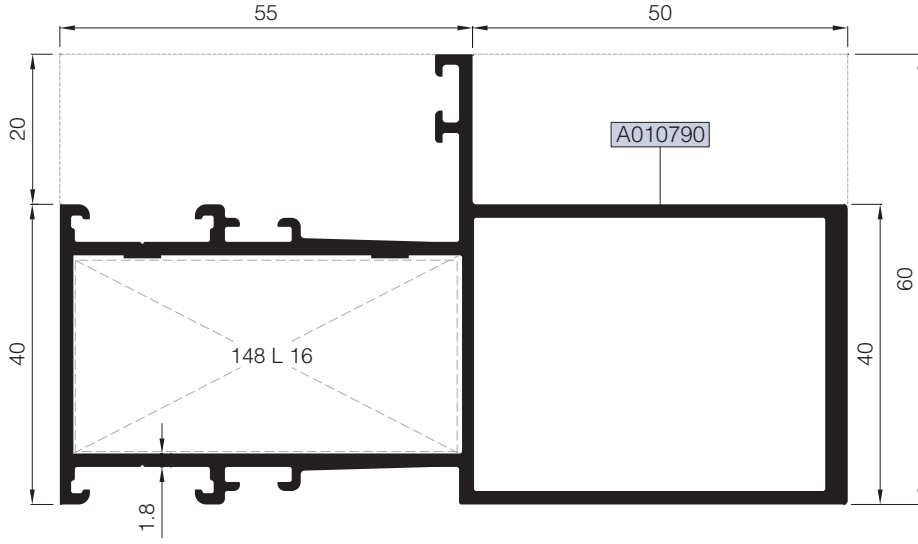
Nr		L m	KESİM ÖLÇÜSÜ CUTTING SIZE	AKS. KODU ACS. CODE
55 M 02	A010531	25 J 07 (A010652)	25,5 mm	135 J 07
55 M 03	A010514	25 J 07 (A010652)	46,5 mm	154 J 07
55 M 04	A010515	25 J 07 (A010652)	70,1 mm	155 J 07
55 M 05	A010601	25 J 07 (A010652)	15,1 mm	153 J 07
Nr		L m	KESİM ÖLÇÜSÜ CUTTING SIZE	AKS. KODU ACS. CODE
55 M 02	A010531	25 L 16 (A002061)	51,1 mm	148 L 16
55 M 03	A010514	25 L 27 (A010541)	50,7 mm	149 L 27

TAKVİYELİ KASA VE ORTA KAYIT PROFİLLERİ  
FRAME AND MULLION PROFILES

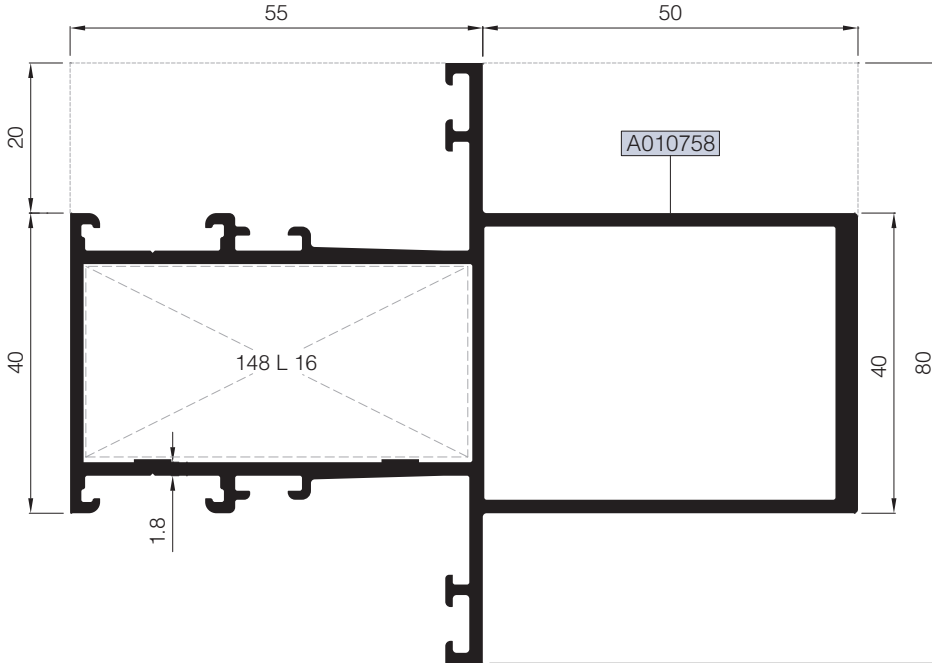
RW55





KOD / CODE	AĞIRLIK (kg/m) / WEIGHT	Jxx cm <sup>4</sup>	Jyy cm <sup>4</sup>	L m	
55 F 06	1,961	86,050	19,744	6	
55 M 06	2,095	86,060	25,054	6	

55 F 06



55 M 06



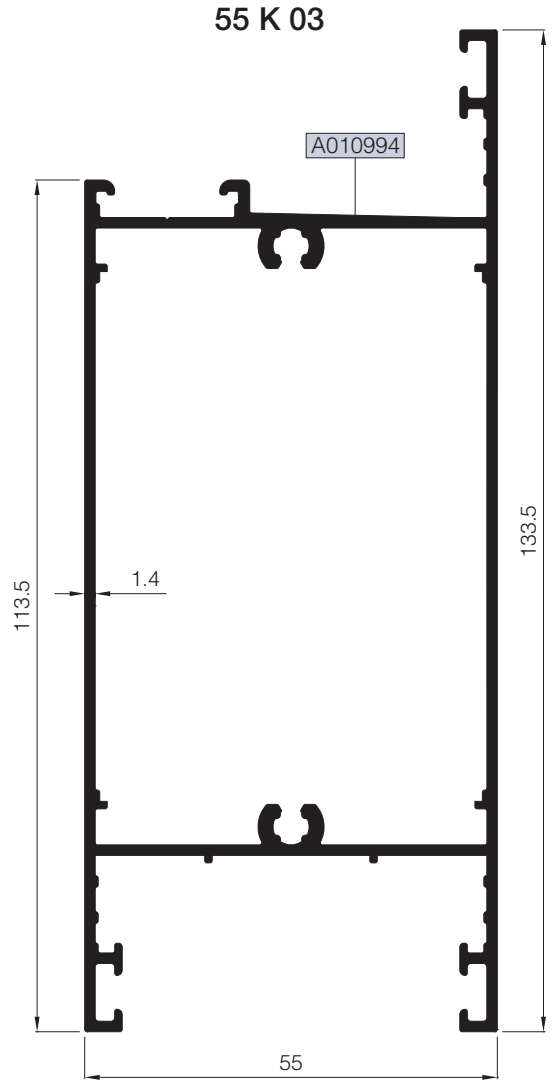
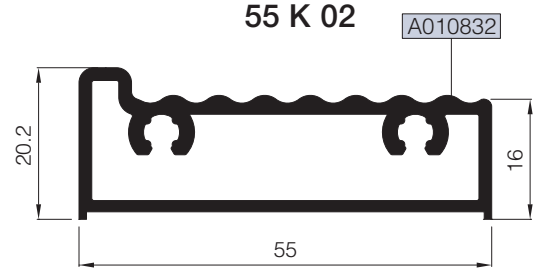
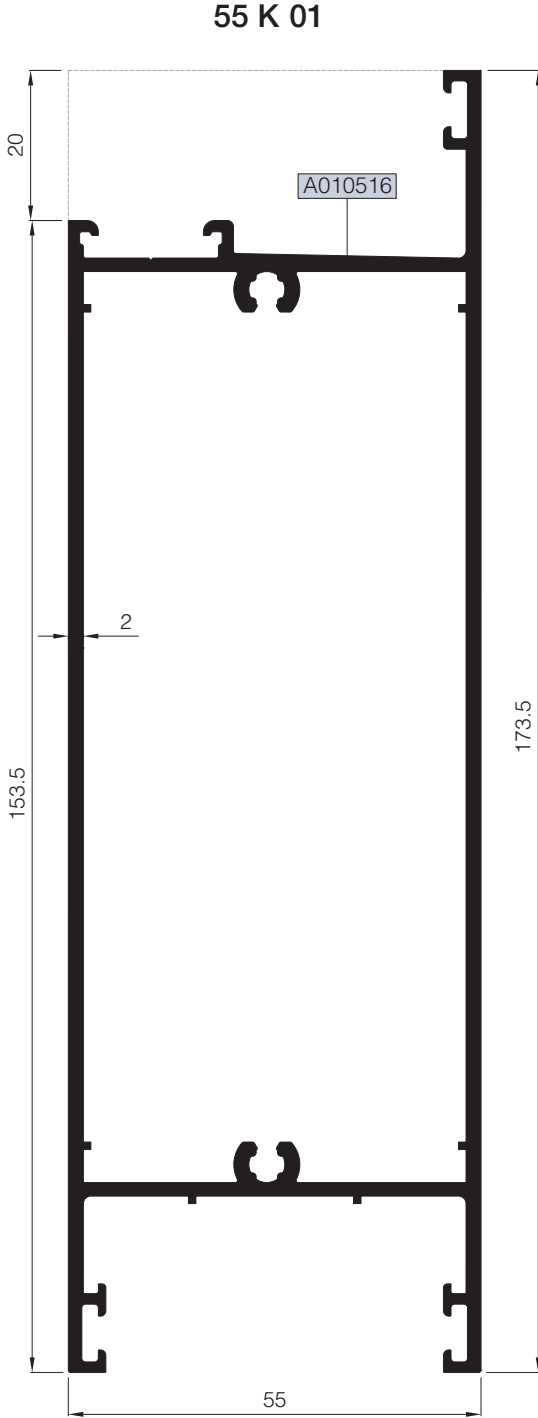
Nr		 L m	KESİM ÖLÇÜSÜ CUTTING SIZE	 AKS. KODU ACS. CODE
55 F 06	A010790	25 L 16 (A002061)	51,1 mm	148 L 16
55 M 06	A010758	25 L 16 (A002061)	51,1 mm	148 L 16
Nr		 L m	KESİM ÖLÇÜSÜ CUTTING SIZE	 AKS. KODU ACS. CODE
55 M 06	A010758	25 J 07 (A010652)	25,5 mm	135 J 07



# ETEK PROFİLLERİ

## KICK PLATE PROFILES

# RW55

KOD / CODE	AĞIRLIK (kg/m) / WEIGHT	Jxx cm <sup>4</sup>	Jyy cm <sup>4</sup>	L m	
55 K 01	2,576	52,197	269,51	6	
55 K 03	1,702	9,804	1,050	6	
55 K 02	0,795	31,989	103,10	6	




Nr		 L m	KESİM ÖLÇÜSÜ CUTTING SIZE	 AKS. KODU ACS. CODE
55 K 01	A010516	25 J 07 (A010652)	110,1 mm	156 J 07
55 K 03	A010994	25 J 07 (A010652)	70,1 mm	155 J 07

ORTA KAYIT PROFİLLERİ  
MULLION PROFILES

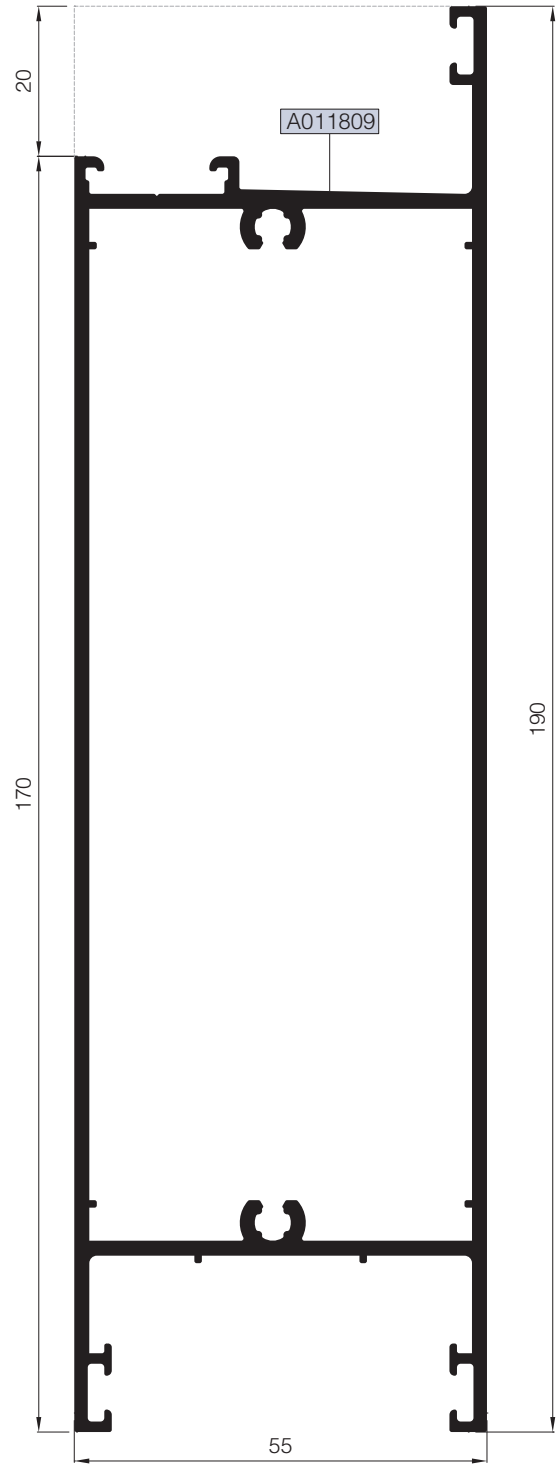
# RW55

KOD / CODE	AĞIRLIK (kg/m) / WEIGHT	Jxx cm <sup>4</sup>	Jyy cm <sup>4</sup>	L m	
55 K 04	2,707	363,114	53,457	6	
55 K 05	2,810	361,009	57,279	6	

55 K 04



55 K 05



01

02

03

04

05

06

07

08

09

10

11

12

Nr		L m	KESİM ÖLÇÜSÜ CUTTING SIZE	AKS. KODU ACS. CODE
55 K 04	A011808	25 J 07 (A010652)	144,8 mm	338 J 07
55 K 05	A011809	25 J 07 (A010652)	126,3 mm	339 J 07

# ADAPTÖR PROFİLLERİ

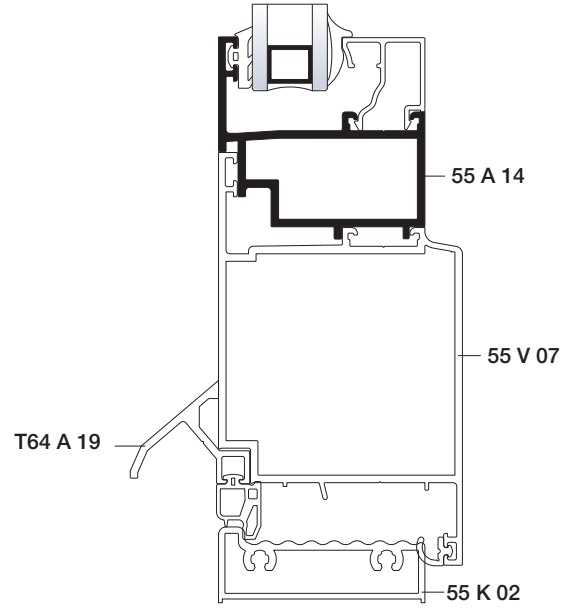
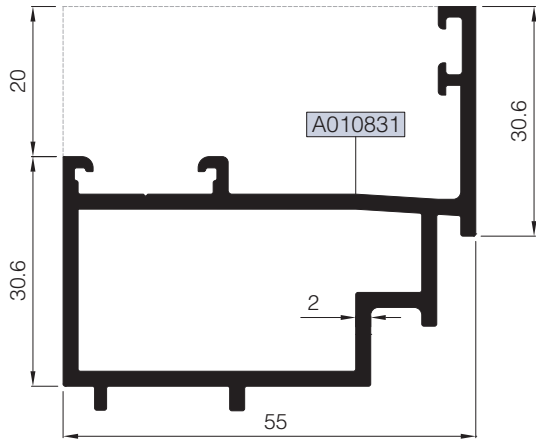
## ADAPTER PROFILES

# RW55

KOD / CODE	AĞIRLIK (kg/m) / WEIGHT	Jxx cm <sup>4</sup>	Jyy cm <sup>4</sup>	L m	
55 A 08	1,136	----	----	6	
55 A 14	1,098	----	----	6	

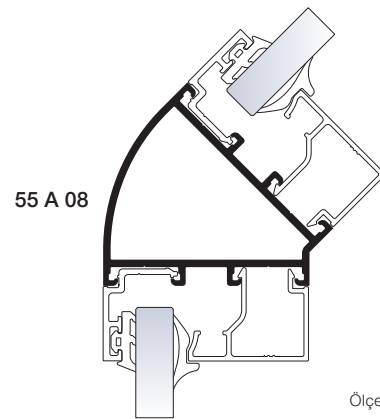
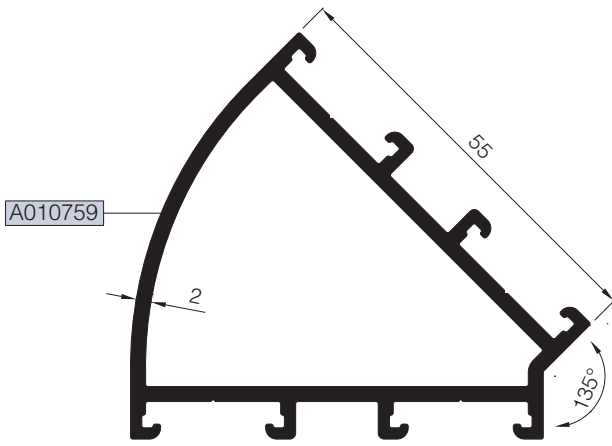
01  
02  
03  
04  
05  
06  
07  
08  
09  
10  
11  
12

**55 A 14**



Ölçek/Scale:1/2

**55 A 08**

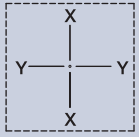


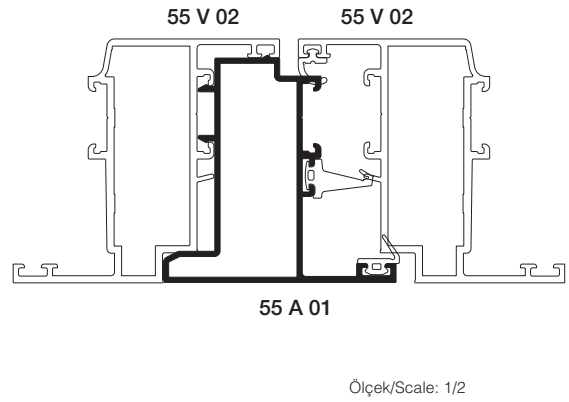
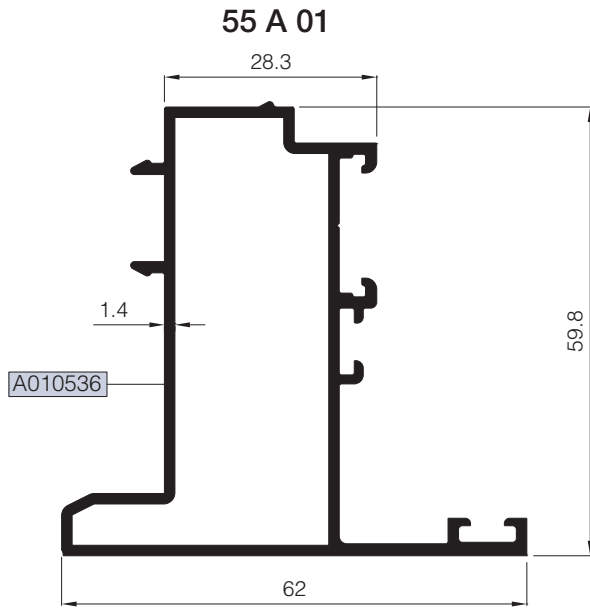
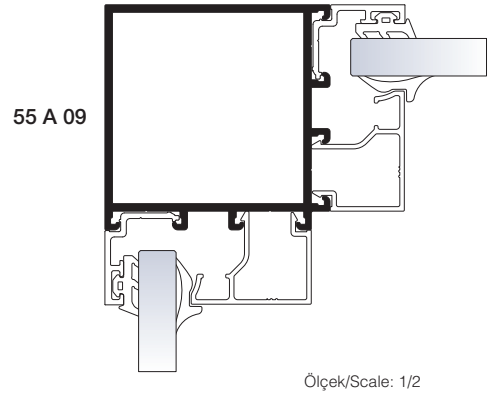
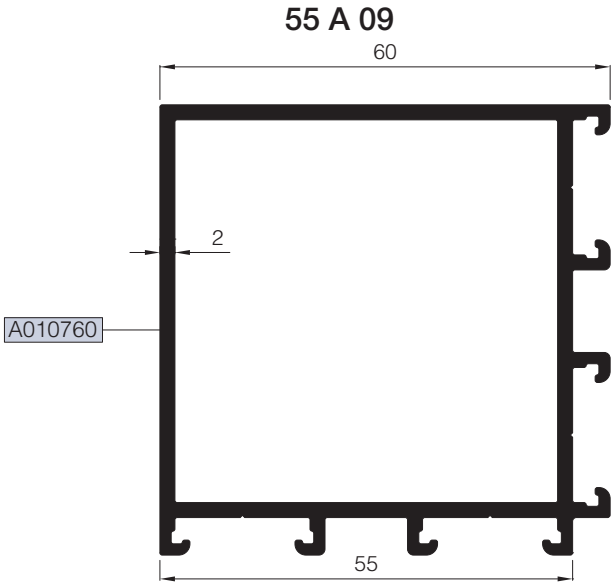
Ölçek/Scale:1/2



ADAPTÖR PROFİLLERİ  
ADAPTER PROFILES

# RW55

KOD / CODE	AĞIRLIK (kg/m) / WEIGHT	Jxx cm4	Jyy cm4	L m	
55 A 09	1,412	----	----	6	
55 A 01	0,978	----	----	6	



01

02

03

04

05

06

07

08

09

10

11

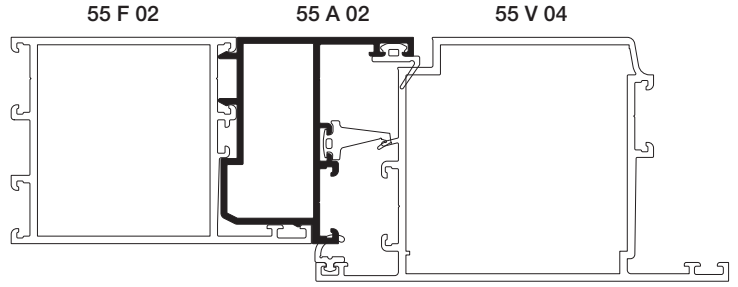
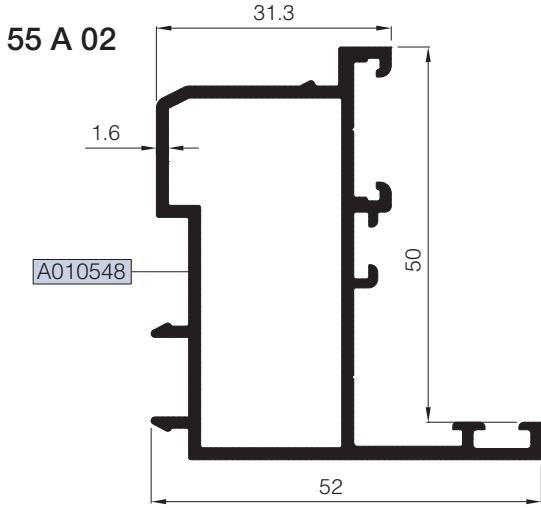
12

# ADAPTÖR PROFİLLERİ ADAPTER PROFILES

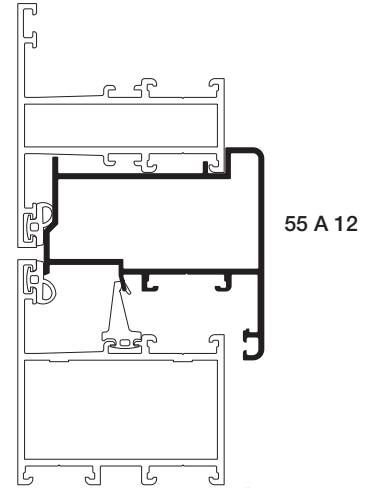
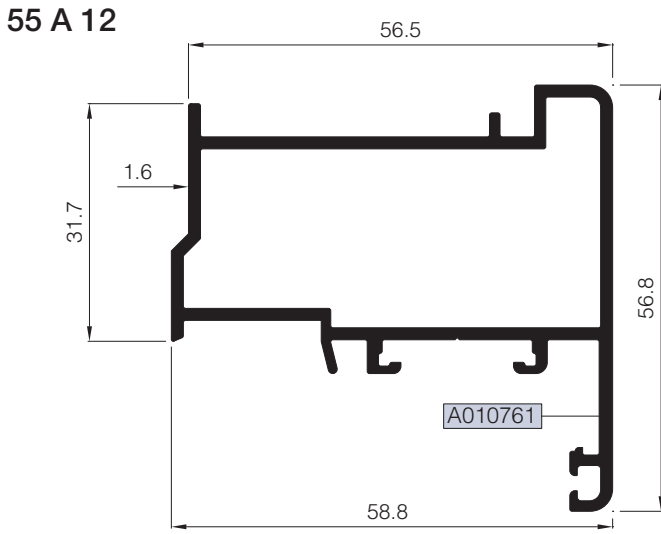
# RW55

KOD / CODE	AĞIRLIK (kg/m) / WEIGHT	Jxx cm <sup>4</sup>	Jyy cm <sup>4</sup>	L m	
55 A 02	0,936	----	----	6	
55 A 12	1,025	----	----	6	
55 A 13	0,897	----	----	6	

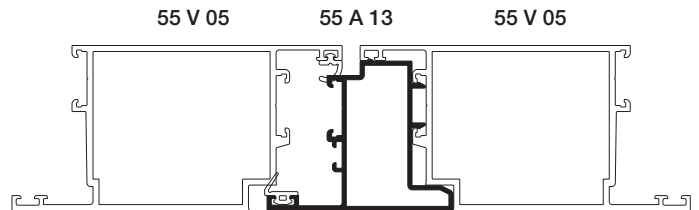
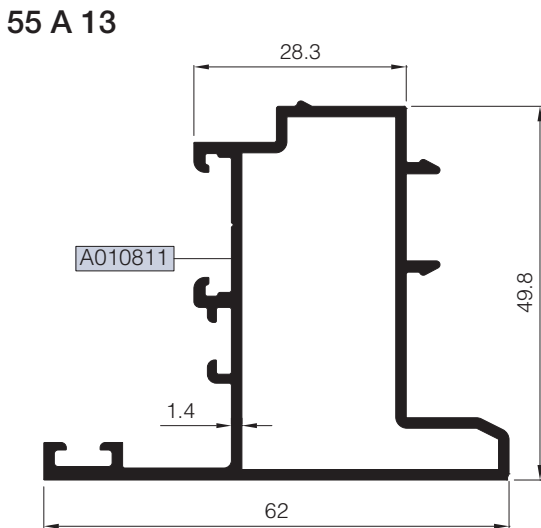
- 01
- 02
- 03
- 04
- 05
- 06
- 07
- 08
- 09
- 10
- 11
- 12



Ölçek/Scale:1/2



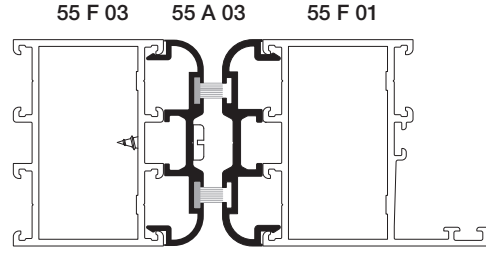
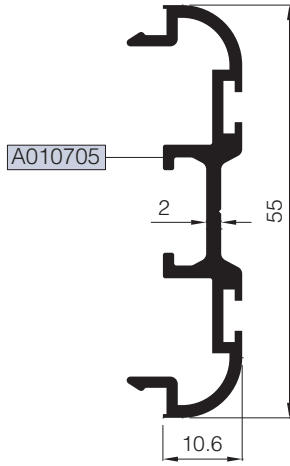
Ölçek/Scale:1/2



Ölçek/Scale:1/2

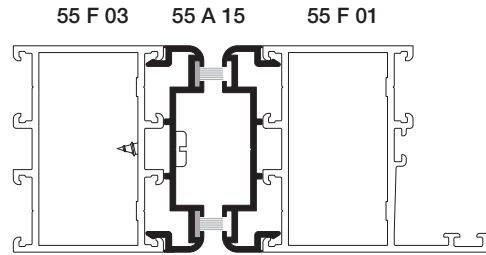
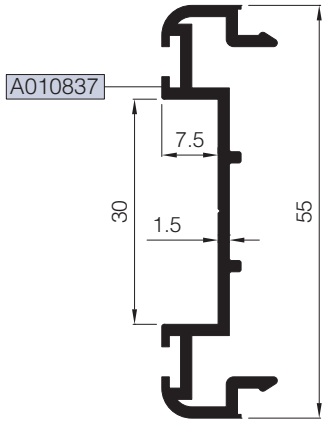
KOD / CODE	AĞIRLIK (kg/m) / WEIGHT	Jxx cm <sup>4</sup>	Jyy cm <sup>4</sup>	L m	
55 A 03	0,556	----	----	6	
55 A 15	0,463	----	----	6	
55 A 05	0,522	----	----	6	

## 55 A 03



Ölçek/Scale:1/2

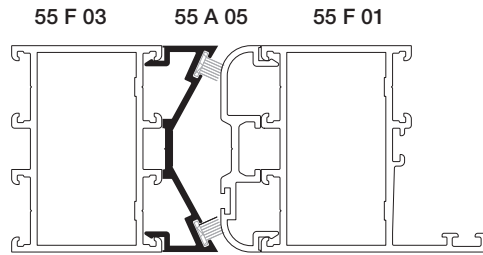
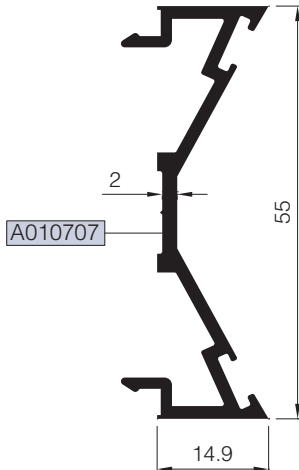
## 55 A 15



\*\*Kilit takılabilen detay  
Detail for installing lock

Ölçek/Scale:1/2

## 55 A 05



\*\*Gömme pompa takılabilen detay  
Detail for concealed door closer

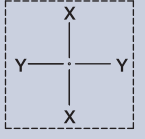
Ölçek/Scale:1/2

# ADAPTÖR VE TİJ PROFİLLERİ

## ADAPTER AND SLIDING ROD PROFILES

# RW55

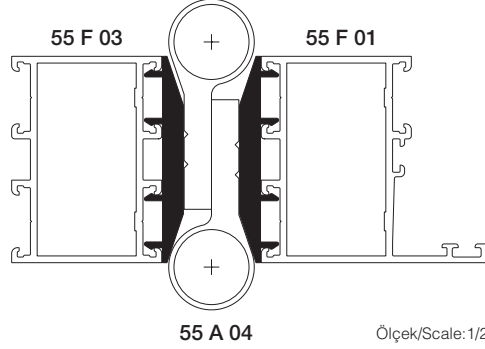
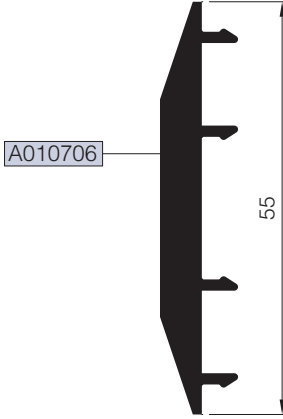
KOD / CODE	AĞIRLIK (kg/m) / WEIGHT	Jxx cm4	Jyy cm4	L m
55 A 04	0,750	----	----	6
55 A 16	0,335	----	----	6
25 P 01	0,185	----	----	6
T55 A 13	0,220	----	----	6
25 I 07	0,143	----	----	6
25 I 04	0,153	----	----	6



01

02

### 55 A 04



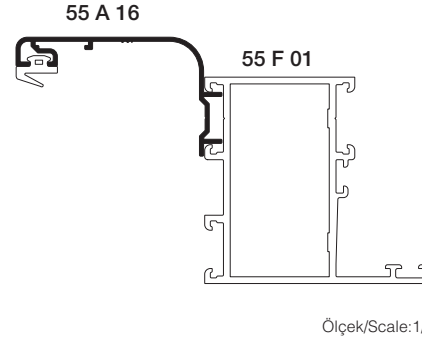
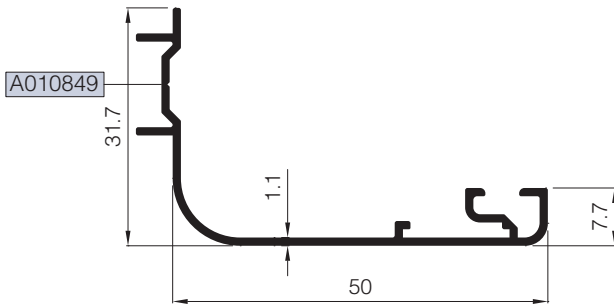
03

04

05

06

### 55 A 16

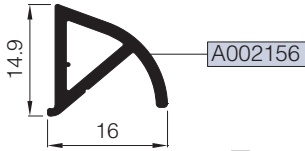


07

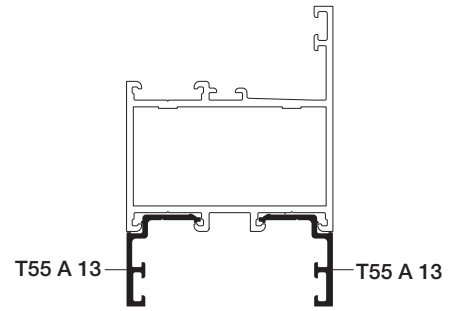
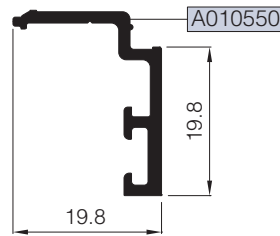
08

09

### 25 P 01



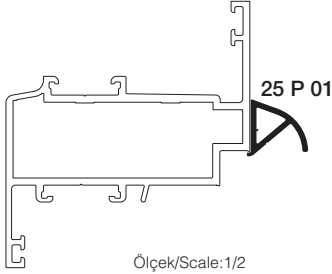
### T55 A 13



10

11

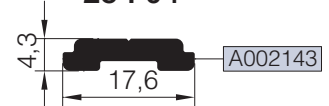
12



### 25 I 07\*



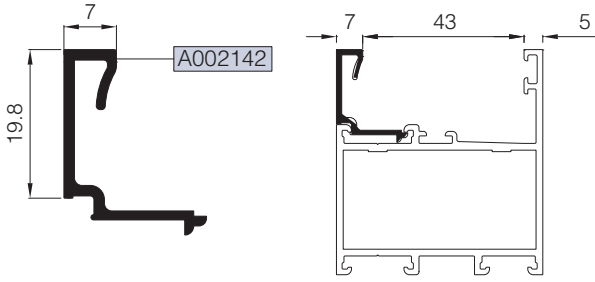
### 25 I 04



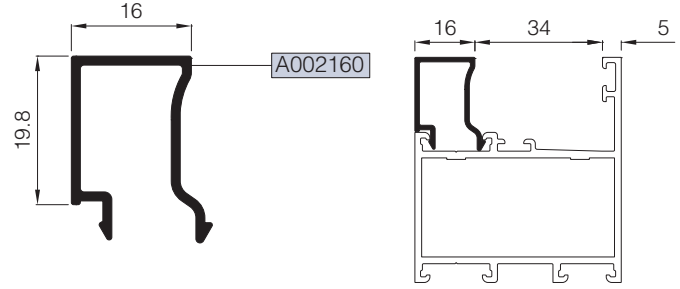
\*\*\*Giesse kol ve kilitleme aksesuarları sadece 25 I 07 tij profili ile kullanılmalıdır.  
Giesse handle and locking accessories should be used with only 25 I 07 rod profile

KOD / CODE	AĞIRLIK (kg/m) / WEIGHT	L m	KOD / CODE	AĞIRLIK (kg/m) / WEIGHT	L m	
25 G 21	0,196	6	25 G 09	0,229	6	
25 G 37	0,206	6	25 G 12	0,270	6	
25 G 11	0,224	6	25 G 13	0,278	6	
25 G 10	0,225	6	25 G 14	0,280	6	

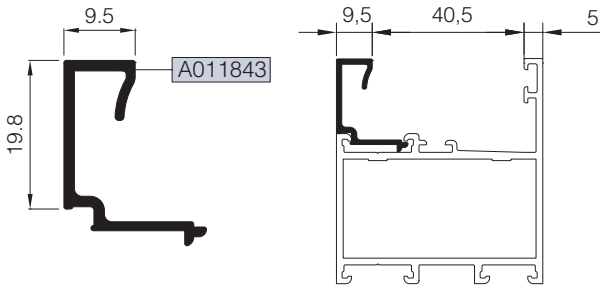
25 G 21



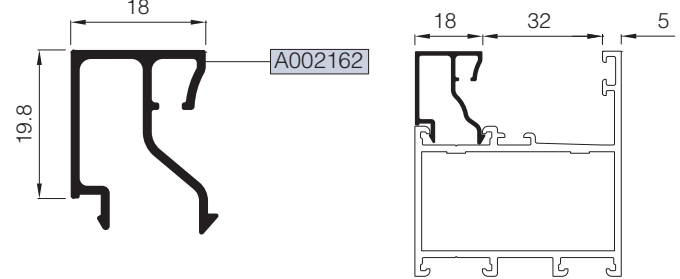
25 G 09



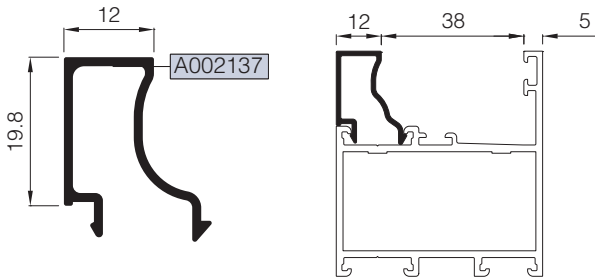
25 G 37



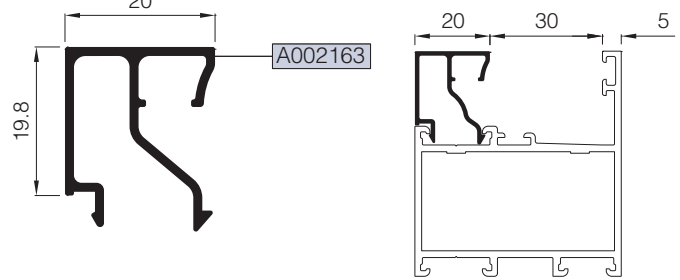
25 G 12



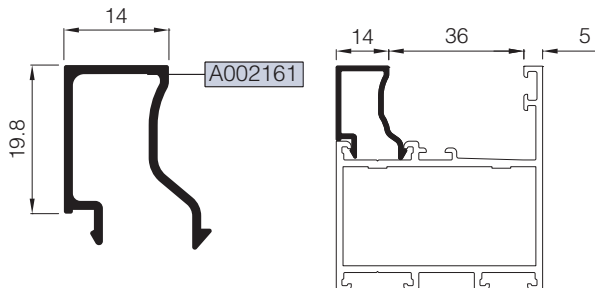
25 G 11



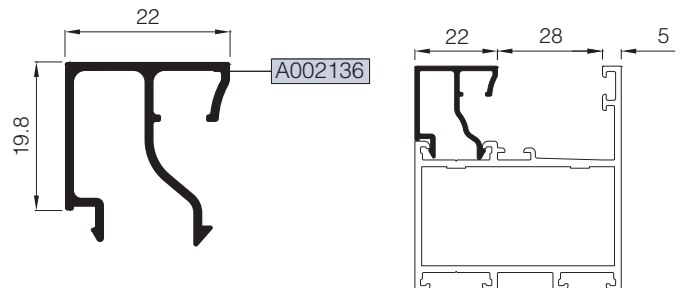
25 G 13



25 G 10



25 G 14



01

02

03

04

05

06

07

08

09

10

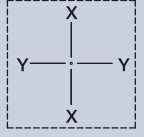
11

12

**CAM ÇITA PROFİLLERİ**  
**GLAZING BEAD PROFILES**

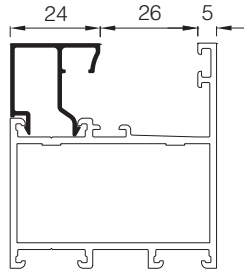
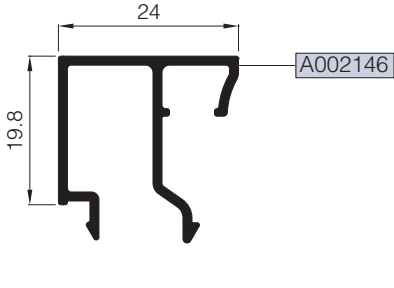
# RW55

KOD / CODE	AĞIRLIK (kg/m) / WEIGHT	L m	KOD / CODE	AĞIRLIK (kg/m) / WEIGHT	L m
25 G 15	0,282	6	25 G 08	0,309	6
25 G 16	0,287	6	25 G 19	0,317	6
25 G 17	0,292	6	25 G 20	0,327	6
25 G 18	0,300	6			

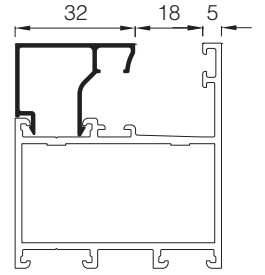
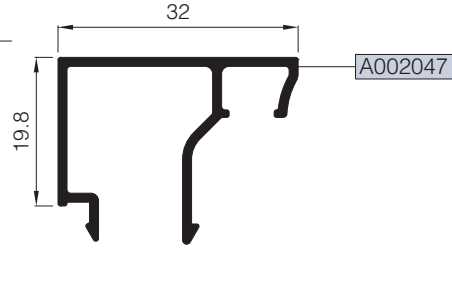


01  
02  
03  
04  
05  
06  
07  
08  
09  
10  
11  
12

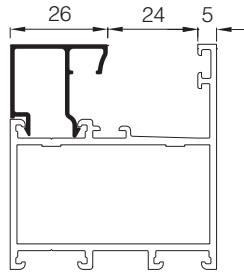
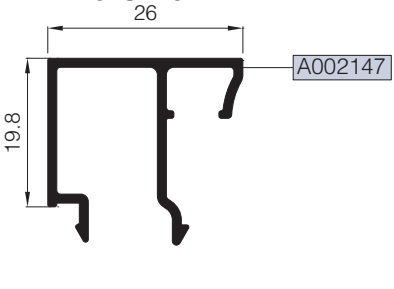
**25 G 15**



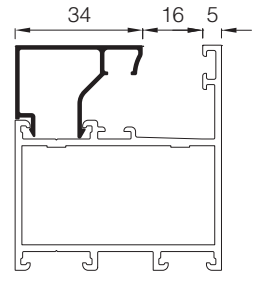
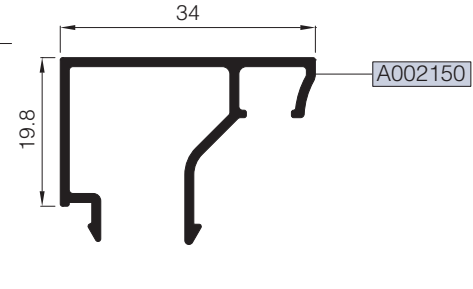
**25 G 08**



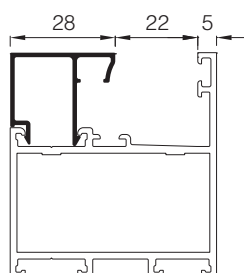
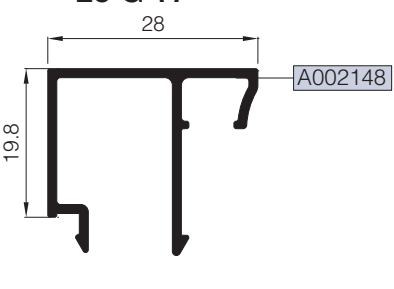
**25 G 16**



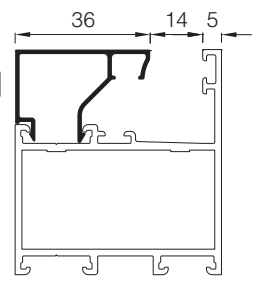
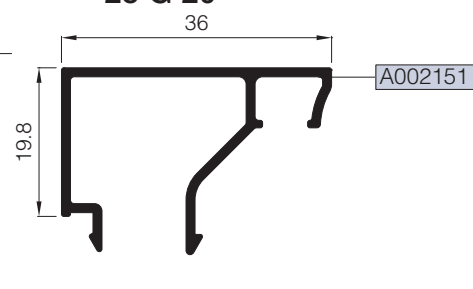
**25 G 19**



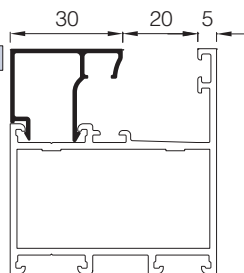
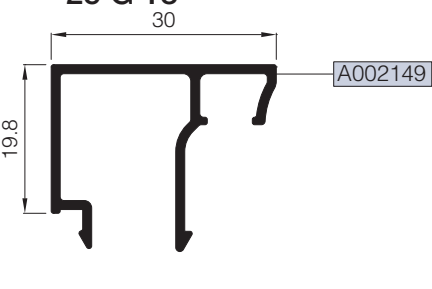
**25 G 17**



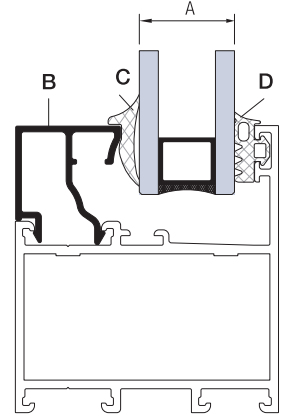
**25 G 20**



**25 G 18**



B CAM ÇİTASI GLAZING BEAD	C İÇ CAM FİTİLİ GLAZING GASKET (IN)	A CAM KALINLIĞI GLASS THICKNESS	D DIŞ CAM FİTİLİ GLAZING GASKET (OUT)
25 G 20	01.17.05	5 mm	01.11.15
25 G 20	01.17.04	6 mm	01.11.15
25 G 20	01.17.03	7 mm	01.11.15
25 G 19	01.17.04	8 mm	01.11.15
25 G 19	01.17.03	9 mm	01.11.15
25 G 08	01.17.04	10 mm	01.11.15
25 G 08	01.17.03	11 mm	01.11.15
25 G 18	01.17.04	12 mm	01.11.15
25 G 18	01.17.03	13 mm	01.11.15
25 G 17	01.17.04	14 mm	01.11.15
25 G 17	01.17.03	15 mm	01.11.15
25 G 16	01.17.04	16 mm	01.11.15
25 G 16	01.17.03	17 mm	01.11.15
25 G 15	01.17.04	18 mm	01.11.15
25 G 15	01.17.03	19 mm	01.11.15
25 G 14	01.17.04	20 mm	01.11.15
25 G 14	01.17.03	21 mm	01.11.15
25 G 13	01.17.04	22 mm	01.11.15
25 G 13	01.17.03	23 mm	01.11.15
25 G 12	01.17.04	24 mm	01.11.15
25 G 12	01.17.03	25 mm	01.11.15
25 G 09	01.17.04	26 mm	01.11.15
25 G 09	01.17.03	27 mm	01.11.15
25 G 10	01.17.04	28 mm	01.11.15
25 G 10	01.17.03	29 mm	01.11.15
25 G 11	01.17.04	30 mm	01.11.15
25 G 11	01.17.03	31 mm	01.11.15
25 G 37	01.17.05	32 mm	01.11.15
25 G 37	01.17.04	33 mm	01.11.15
25 G 21	01.17.05	34 mm	01.11.15
25 G 21	01.17.04	35 mm	01.11.15
25 G 21	01.17.03	36 mm	01.11.15



CAM MONTAJINDA SADECE BU SİSTEM İÇİN TASARLANAN VE ÜRETİLEN FİTİLLER KULLANILMALIDIR. FARKLI MALZEME KULLANIMLARI İŞLEVSEL VE TASARIMSAL SORUNLARA SEBEP OLABİLİR.  
THE GASKETS USED DURING INSTALLING THE GLASS SHOULD BE ONLY THE ONES CREATED FOR THIS SYSTEM, THE USE OF OTHER MATERIALS MAY CAUSE FUNCTIONAL AND DESIGN PROBLEMS.

TABLODA VERİLEN CAM KALINLIKLARI TEORİK OLUP SİSTEMİN ISI PERFORMANS KRİTERLERİNDEN BAĞIMSIZDIR.  
THE GLASS THICKNESSES IN THE TABLE ARE THEORETICAL AND INDEPENDENT FROM THERMAL PERFORMANCE CRITERIA OF THE SYSTEM.

YUKARIDA VERİLEN TABLODA CAM-FİTİL VE PROFİL İLİŞKİSİ TEORİK OLUP PROFİL VE CAM TOLERANSLARINDAN KAYNAKLI ÖLÇÜ FAKLİLİKLERİ OLUŞABİLİR.  
THE RELATIONSHIP BETWEEN GLASS-GASKET AND PROFILE PROVIDED IN THE TABLE IS THEORETICAL. IT MAY OCCUR SIZE DIFFERENCES FROM THE TOLERANCES OF PROFILE AND GLASS.

TAKOZLAR (CLEATS)

PROFİL KODU (PROFILE CODE)	25 L 16	25 L 20	25 L 25	25 L 26
FABRİKA KODU (FACTORY CODE)	A002061	A002166	A010539	A010540
AĞIRLIK (WEIGHT)	3,554 kg/m	6,233 kg/m	8,394 kg/m	4,870 kg/m
ÇİZİM (DRAWING)				

PROFİL KODU (PROFILE CODE)	25 L 27	25 L 28	25 L 32	25 L 44
FABRİKA KODU (FACTORY CODE)	A010541	A010542	A002430	A010786
AĞIRLIK (WEIGHT)	13,237 kg/m	3,689 kg/m	3,702 kg/m	6,652 kg/m
ÇİZİM (DRAWING)				

PROFİL KODU (PROFILE CODE)	25 J 07
FABRİKA KODU (FACTORY CODE)	A010652
AĞIRLIK (WEIGHT)	1,217 kg/m
ÇİZİM (DRAWING)	

KÖŞE TAKOZLARI (CORNER CLEATS)				
Nr		KESİM ÖLÇÜSÜ CUTTING SIZE	AKS. KODU ACS. CODE	
55 F 01	A010532	25 L 16 (A002061)	51,1 mm	148 L 16
55 F 02	A010535	25 L 26 (A010540)	50,7 mm	149 L 26
55 F 03	A010704	25 L 16 (A002061)	51,1 mm	148 L 16
55 F 04	A010703	25 L 26 (A010540)	50,7 mm	149 L 26
55 F 05	A010709	25 L 26 (A010540)	40,7 mm	180 L 26
55 F 06	A010790	25 L 16 (A002061)	51,1 mm	148 L 16
55 F 08	A010988	25 L 16 (A002061)	51,9 mm	216 L 16
55 F 09	A010989	25 L 26 (A010540)	51,9 mm	216 L 26
55 F 11	A011177	25 L 16 (A002061)	51,9 mm	216 L 16
55 F 13	A011378	25 L 20 (A002166)	51,1 mm	148 L 20
55 F 14	A011849	25 L 28 (A010542)	51,1 mm	148 L 28
55 V 01	A010533	25 L 32 (A002430)	44,4 mm	144 L 32
55 V 02	A010551	25 L 20 (A002166)	52,9 mm	145 L 20
55 V 03	A010520	25 L 25 (A010539)	52,2 mm	178 L 25
55 V 04	A010547	25 L 25 (A010539)	46,7 mm	147 L 25
55 V 05	A010708	25 L 25 (A010539)	42,2 mm	179 L 25
55 V 07	A010836	25 L 25 (A010539)	52,2 mm	178 L 25
55 V 08	A010990	25 L 20 (A002166)	53,6 mm	202 L 20
55 V 09	A010991	25 L 44 (A010786)	53,6 mm	202 L 44
55 V 10	A010995	25 L 44 (A010786)	53,6 mm	202 L 44
55 M 01	A010534	25 L 28 (A010542)	51,1 mm	148 L 28
55 M 02	A010531	25 L 16 (A002061)	51,1 mm	148 L 16
55 M 03	A010514	25 L 27 (A010541)	50,7 mm	149 L 27
55 M 06	A010758	25 L 16 (A002061)	51,1 mm	148 L 16
55 M 07	A010992	25 L 28 (A010542)	51,9 mm	216 L 28
55 M 08	A010993	25 L 44 (A010786)	51,9 mm	216 L 44
55 M 09	A011848	25 L 16 (A002061)	50,7 mm	149 L 16

ORTA KAYIT BAĞLANTI (MULLION CONNECTION PIECE)				
Nr		KESİM ÖLÇÜSÜ CUTTING SIZE	AKS. KODU ACS. CODE	
55 M 01	A010534	25 J 07 (A010652)	10,9 mm	152 J 07
55 M 02	A010531	25 J 07 (A010652)	25,5 mm	135 J 07
55 M 03	A010514	25 J 07 (A010652)	46,5 mm	154 J 07
55 M 04	A010515	25 J 07 (A010652)	70,1 mm	155 J 07
55 M 05	A010601	25 J 07 (A010652)	15,1 mm	153 J 07
55 M 06	A010758	25 J 07 (A010652)	25,5 mm	135 J 07
55 M 07	A010992	25 J 07 (A010652)	10,9 mm	152 J 07
55 M 08	A010993	25 J 07 (A010652)	39,7 mm	187 J 07
55 M 09	A011848	25 J 07 (A010652)	25,5 mm	135 J 07
55 K 01	A010516	25 J 07 (A010652)	110,1 mm	156 J 07
55 K 03	A010994	25 J 07 (A010652)	70,1 mm	155 J 07
55 K 04	A011808	25 J 07 (A010652)	144,8 mm	338 J 07
55 K 05	A011809	25 J 07 (A010652)	126,3 mm	339 J 07



## STOKTA BULUNAN SİSTEM PROFİLLERİNİN LİSTESİ (LIST OF SYSTEM PROFILES IN STOCK)

Nr		MIN. SİPARİŞ MİKTARI MIN. ORDER QUANTITY
55 F 01	A010532	75 kg
55 F 02	A010535	75 kg
55 F 08	A010988	75 kg
55 F 09	A010989	75 kg
55 V 02	A010551	75 kg
55 V 03	A010520	75 kg
55 V 04	A010547	75 kg
55 V 08	A010990	75 kg
55 V 09	A010991	75 kg
55 M 01	A010534	75 kg
55 M 02	A010531	75 kg
55 M 03	A010514	75 kg
55 M 04	A010515	75 kg
55 M 05	A010601	75 kg
55 M 07	A010992	75 kg
55 M 08	A010993	75 kg
55 K 01	A010516	75 kg
55 K 03	A010994	75 kg
55 A 01	A010536	75 kg
55 A 03	A010705	75 kg
55 A 04	A010706	75 kg
55 A 09	A010760	75 kg

\* STOKTA BULUNMAYAN TÜM PROFİLLER İÇİN MİNİMUM SİPARİŞ MİKTARI 300'KG'DİR.  
MINIMUM ORDER QUANTITY FOR ALL THE PROFILES THAT ARE NOT IN STOCK IS 300 KG.

01

02

03

04

05

06

07

08

09

10

11

12



# MİMARİ KATALOG ARCHITECTURAL CATALOGUE

Alüminyum Kapı Pencere ve Giydirme Cephe Sistemleri  
Aluminium Door Window and Facade Systems



Rescara Sistem Detayları  
Rescara System Details

# RW55

DETAYLAR

DETAILS

01

02

03

04

05

06

07

08

09

10

11

12

01

02

03

04

05

06

07

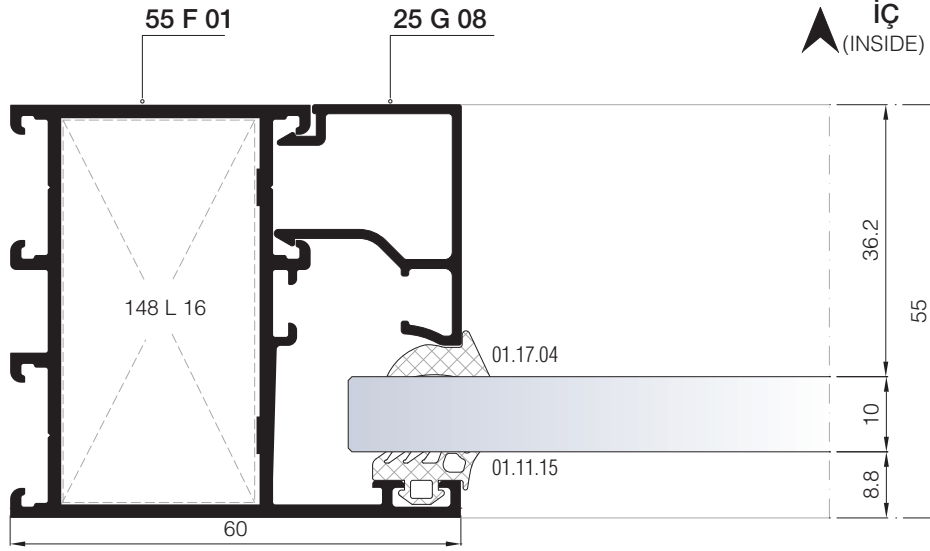
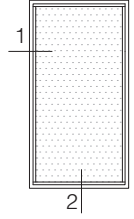
08

09

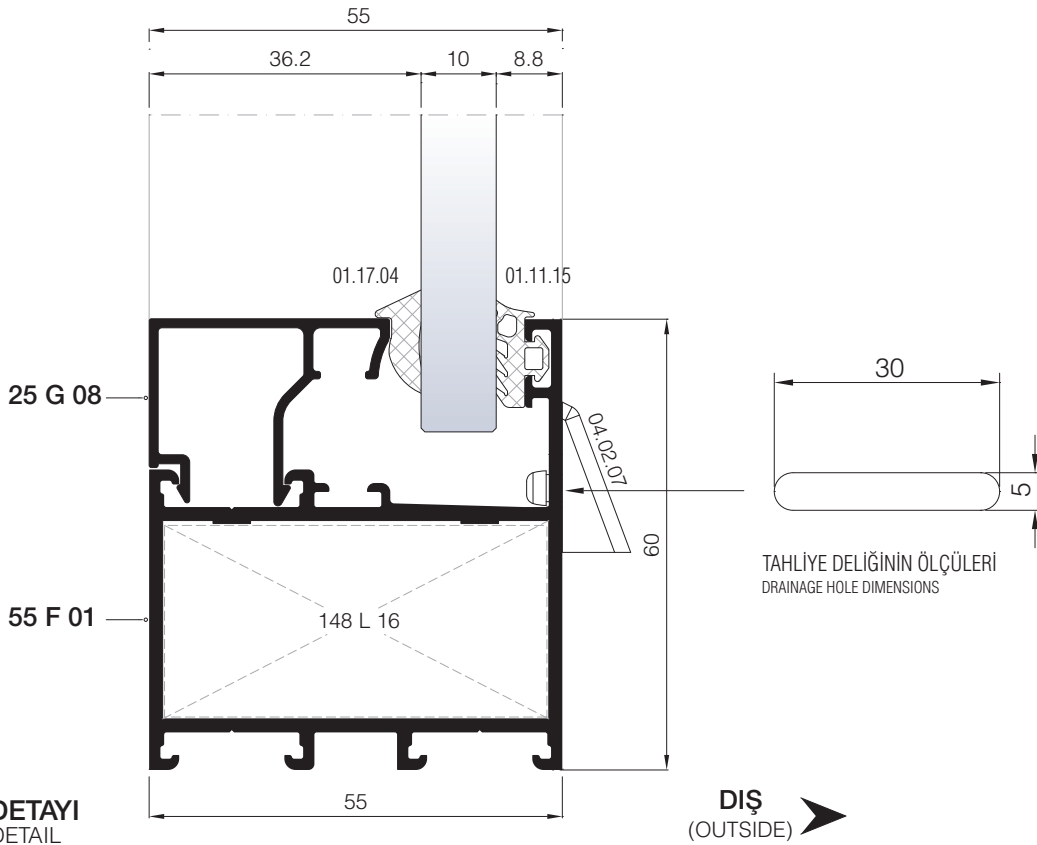
10

11

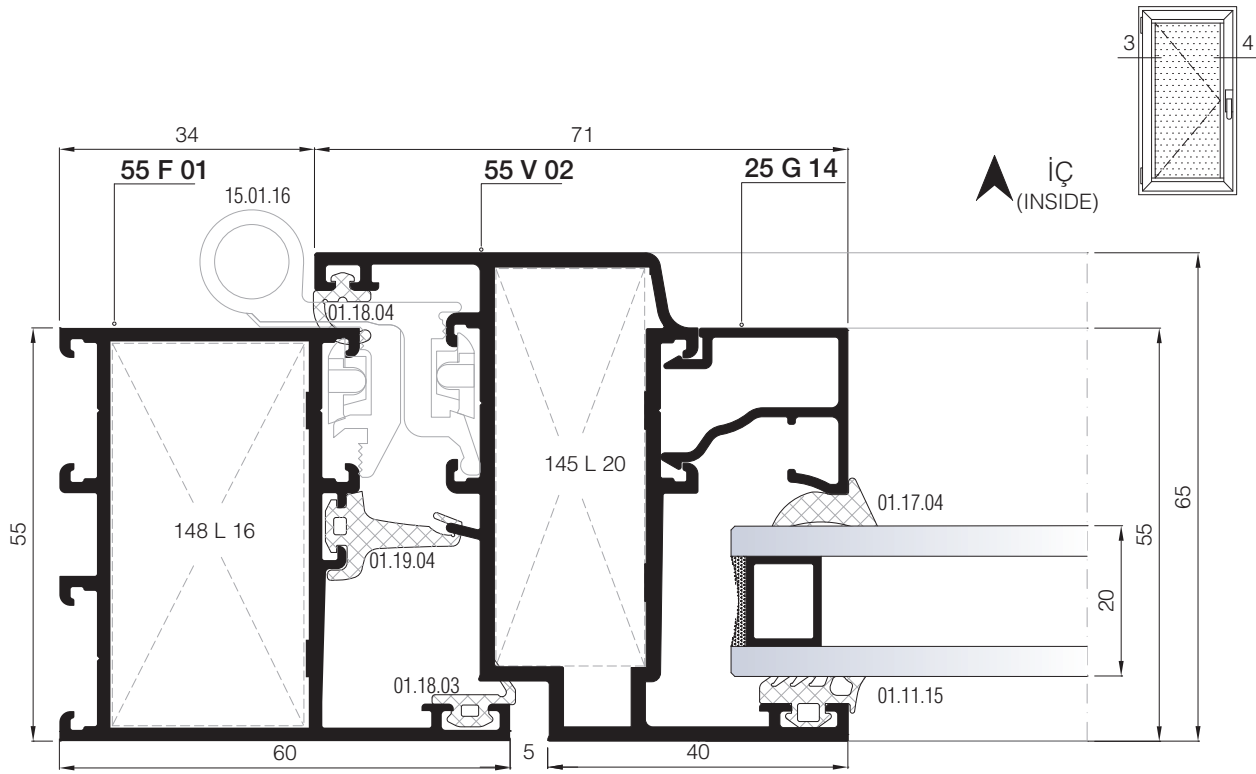
12



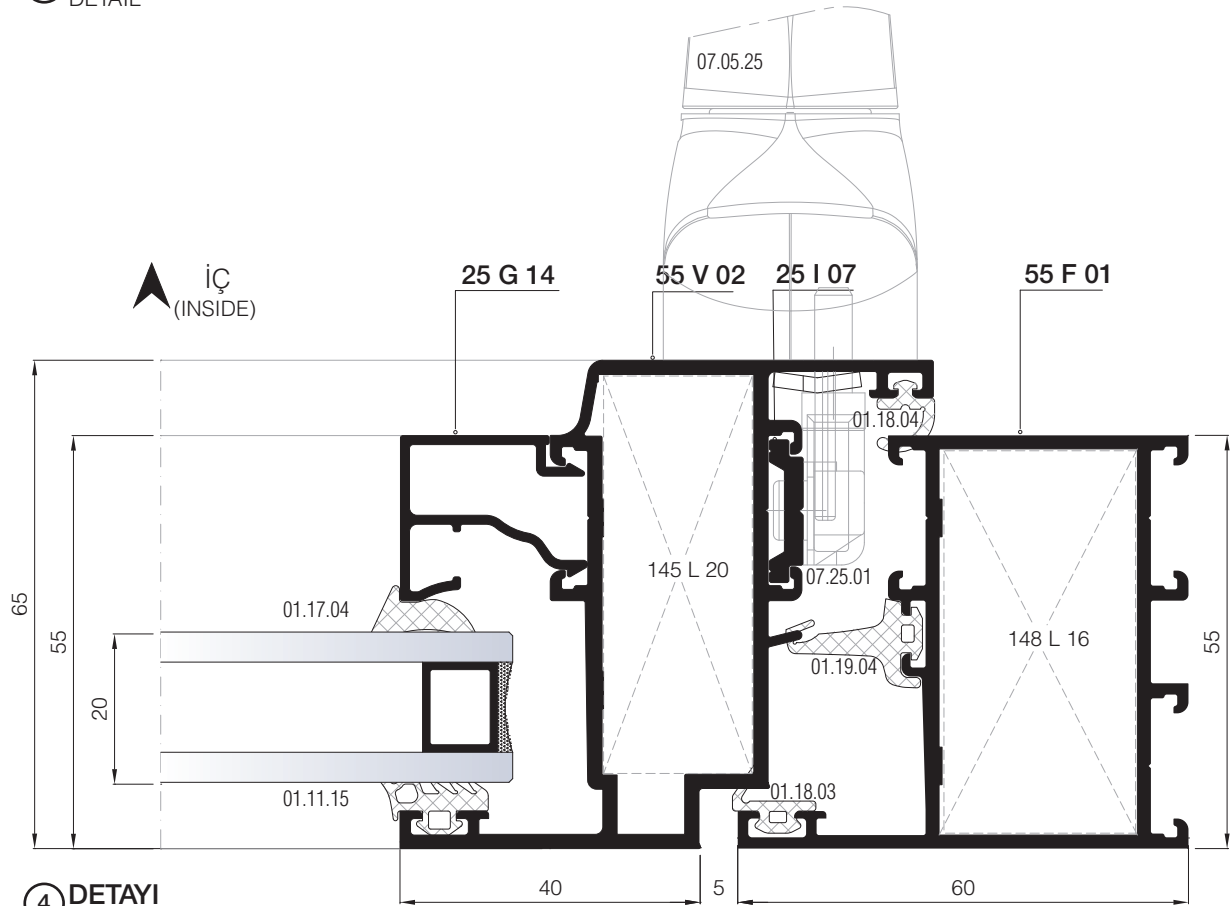
1 DETAYI  
DETAIL



2 DETAYI  
DETAIL



3 DETAYI  
DETAIL



4 DETAYI  
DETAIL

01

02

03

04

05

06

07

08

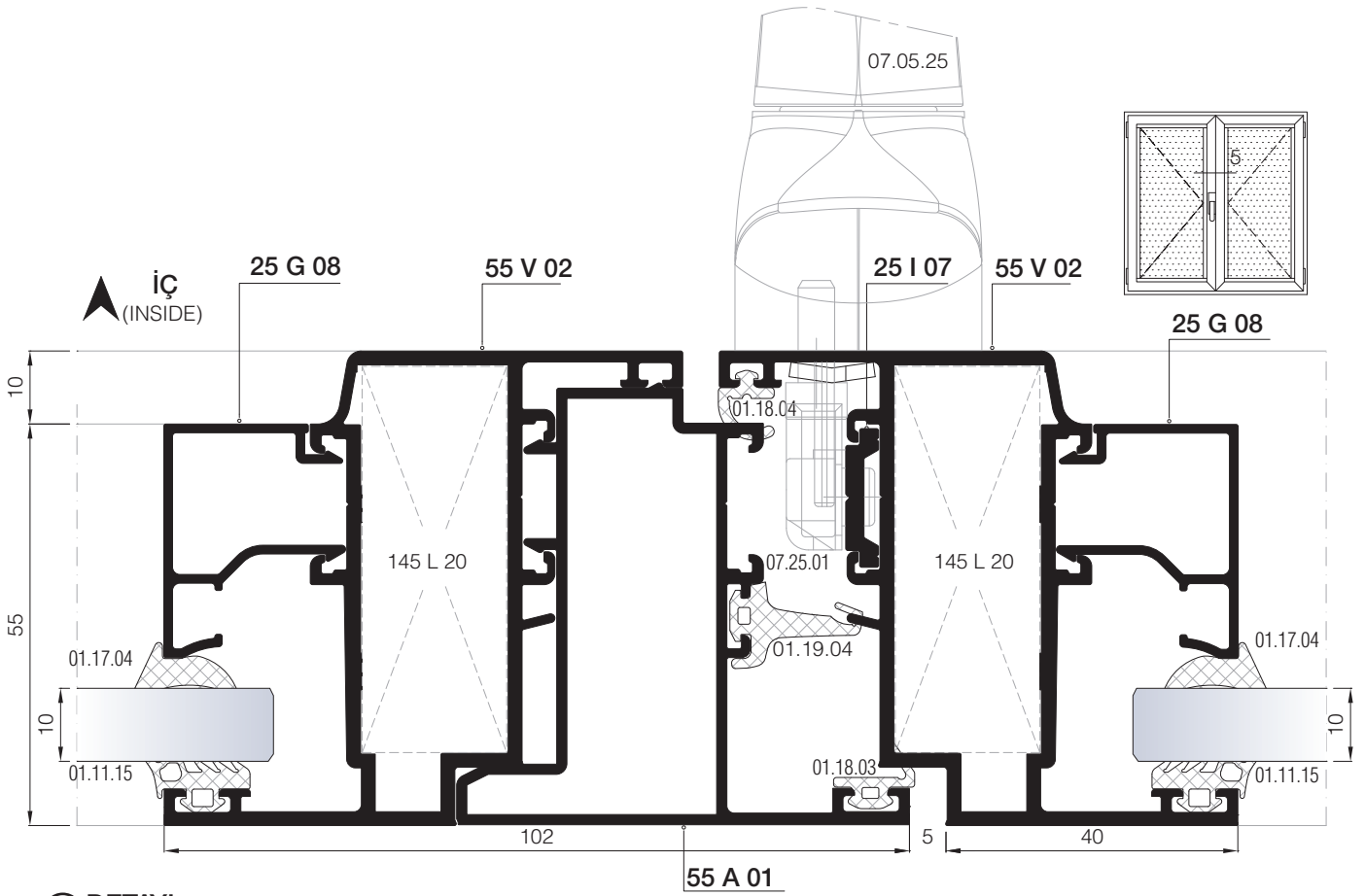
09

10

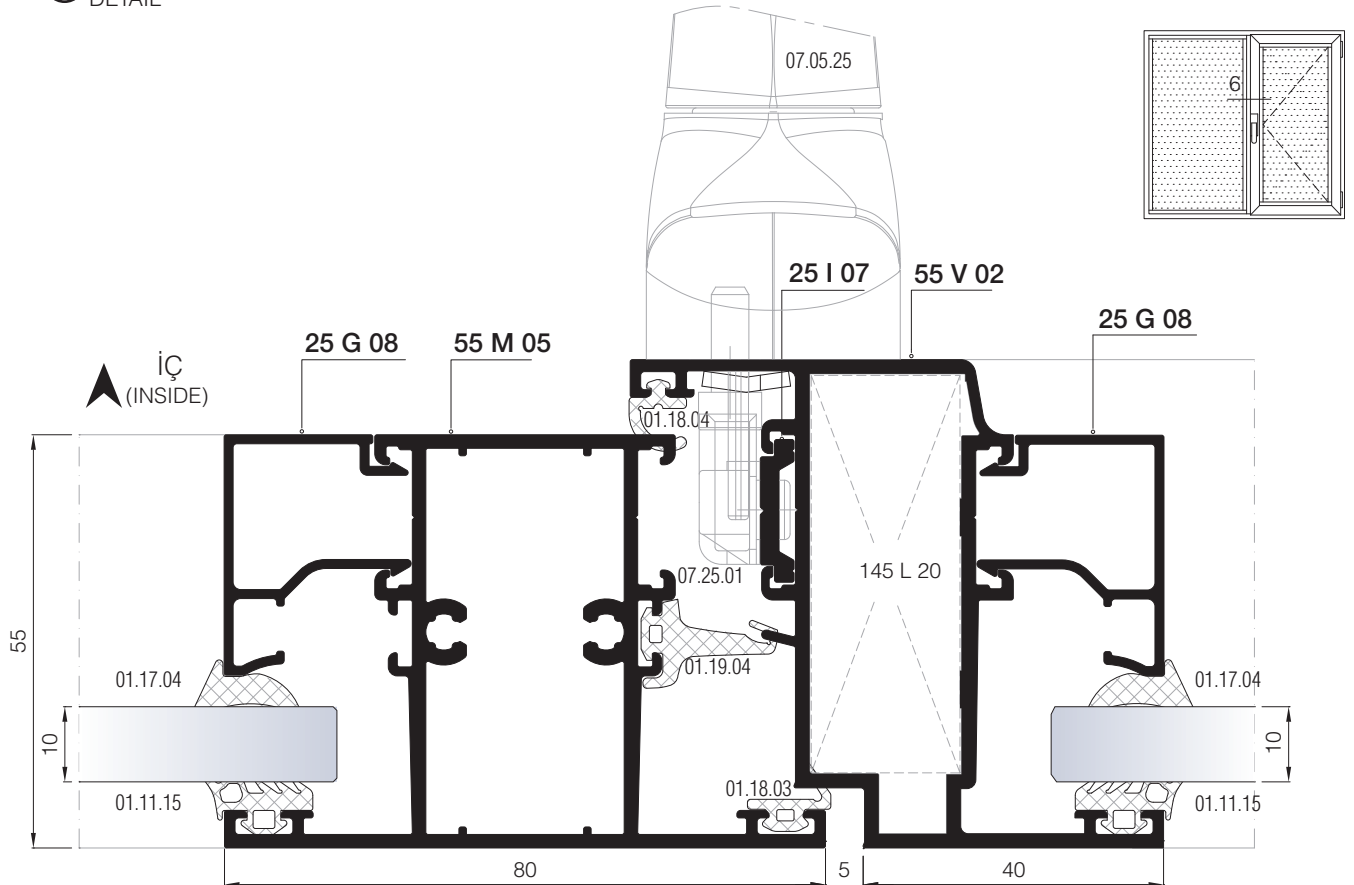
11

12

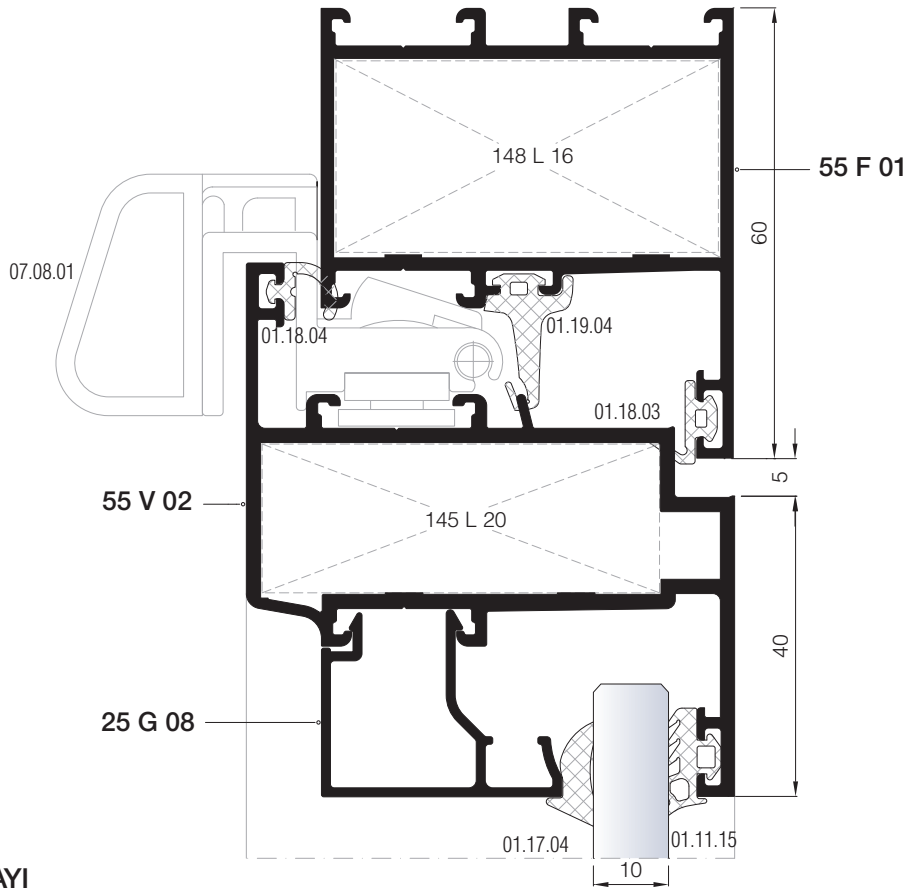
- 01
- 02
- 03
- 04
- 05
- 06
- 07
- 08
- 09
- 10
- 11
- 12



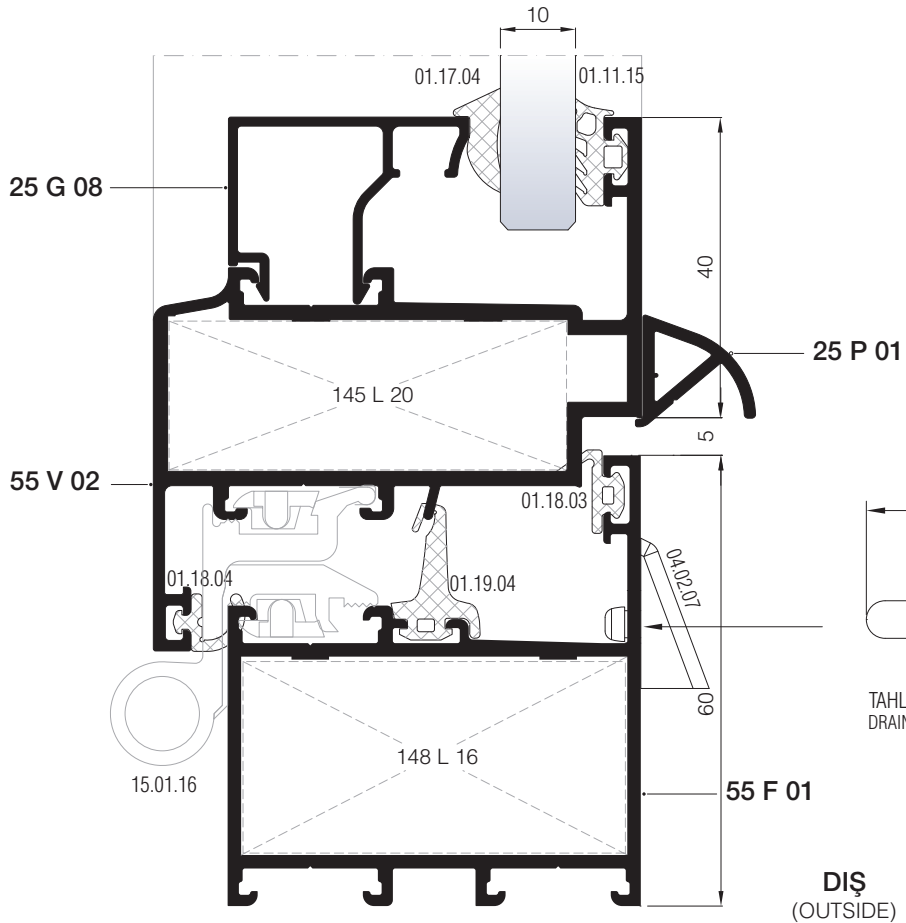
5 DETAYI  
DETAIL



6 DETAYI  
DETAIL



7 DETAYI  
DETAIL



8 DETAYI  
DETAIL

01

02

03

04

05

06

07

08

09

10

11

12

PİVOT DETAYLARI  
PIVOT OPENING DETAILS

01

02

03

04

05

06

07

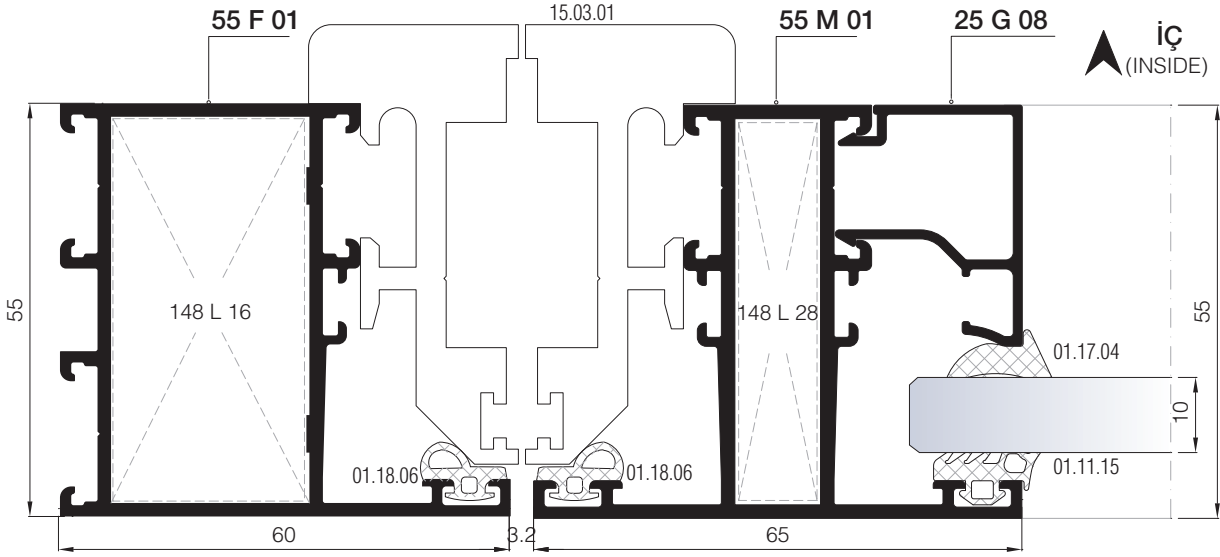
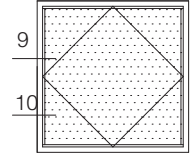
08

09

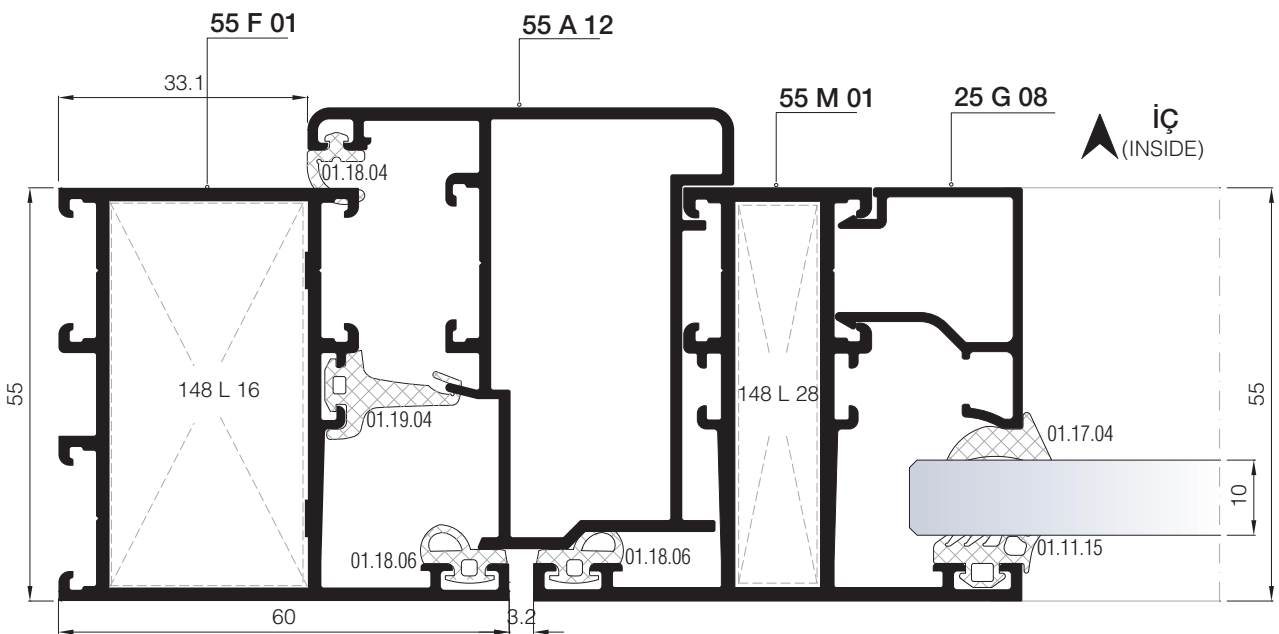
10

11

12



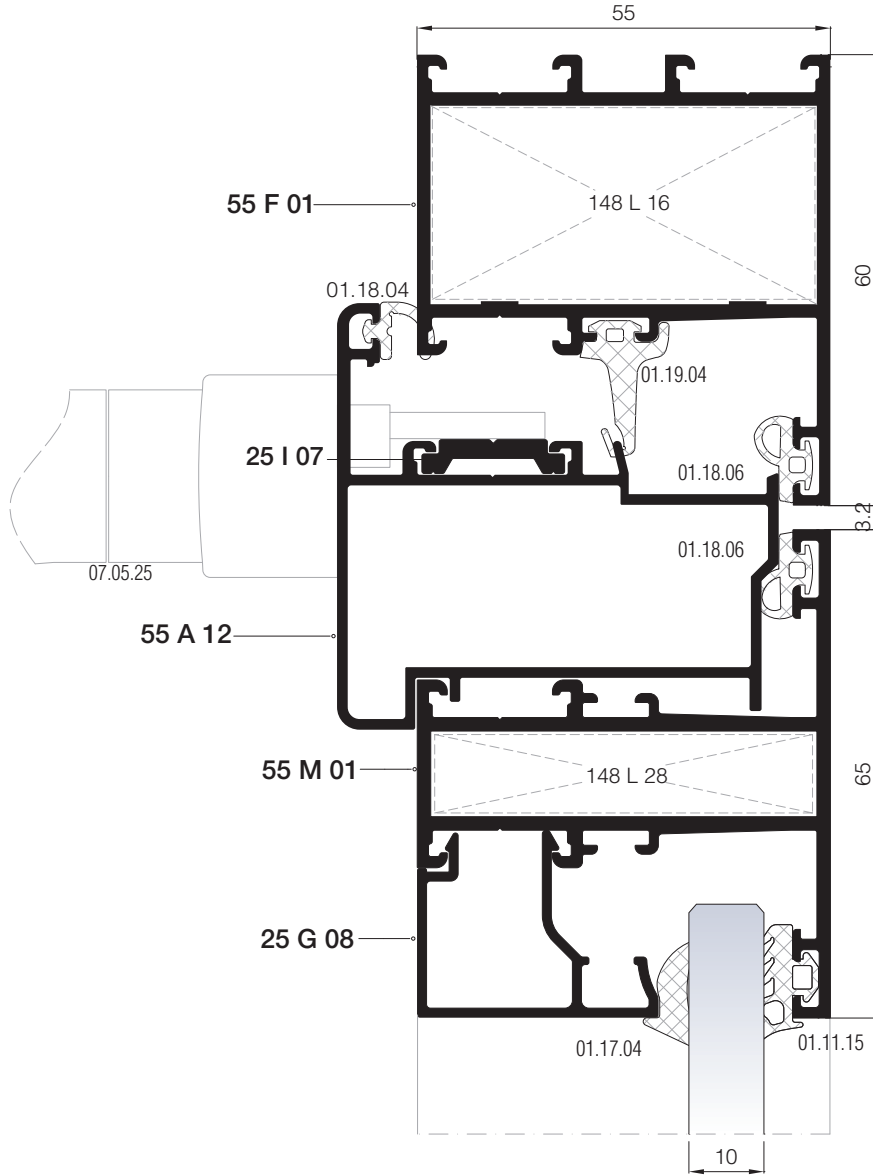
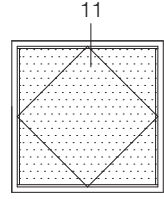
9 DETAYI  
DETAIL



10 DETAYI  
DETAIL



PİVOT DETAYLARI  
PIVOT OPENING DETAILS



01

02

03

04

05

06

07

08

09

10

11

12

PİVOT DETAYLARI  
PIVOT OPENNING DETAILS

01

02

03

04

05

06

07

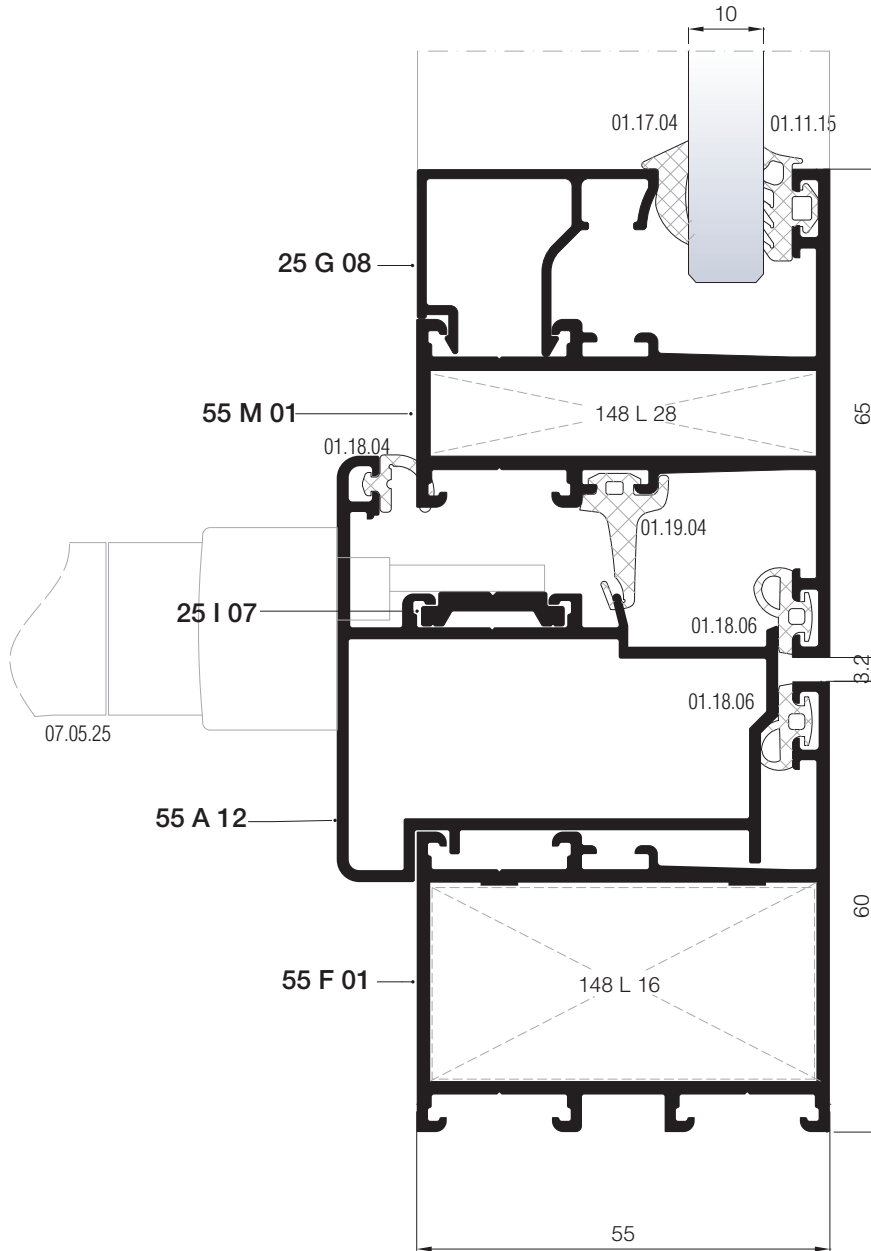
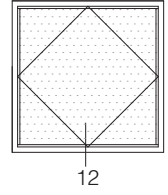
08

09

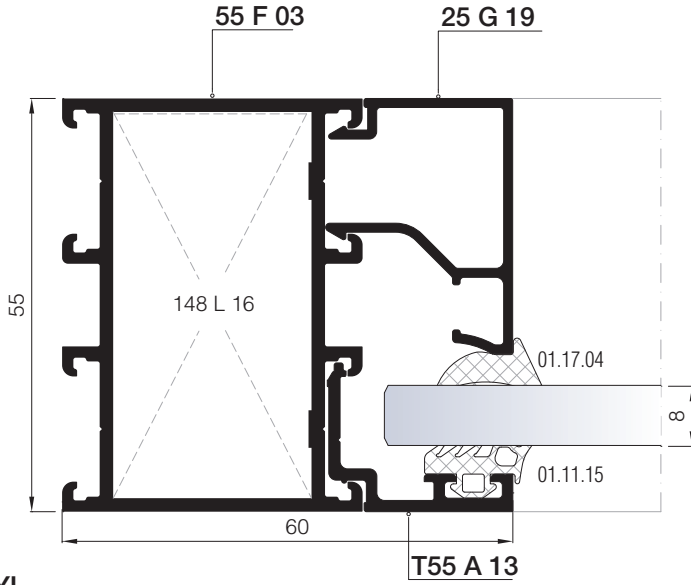
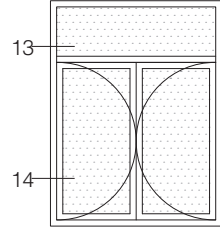
10

11

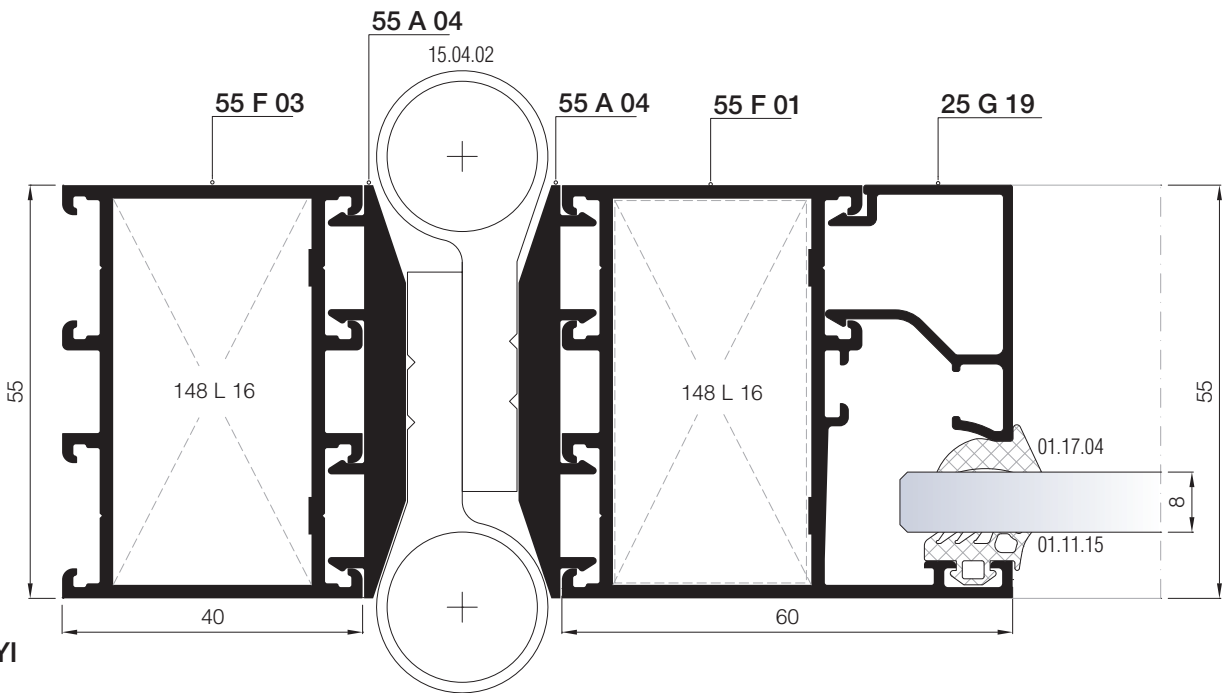
12



ÇARPMA KAPI DETAYLARI  
SWINGING DOOR DETAILS



13 DETAYI  
DETAIL



14 DETAYI  
DETAIL

01

02

03

04

05

06

07

08

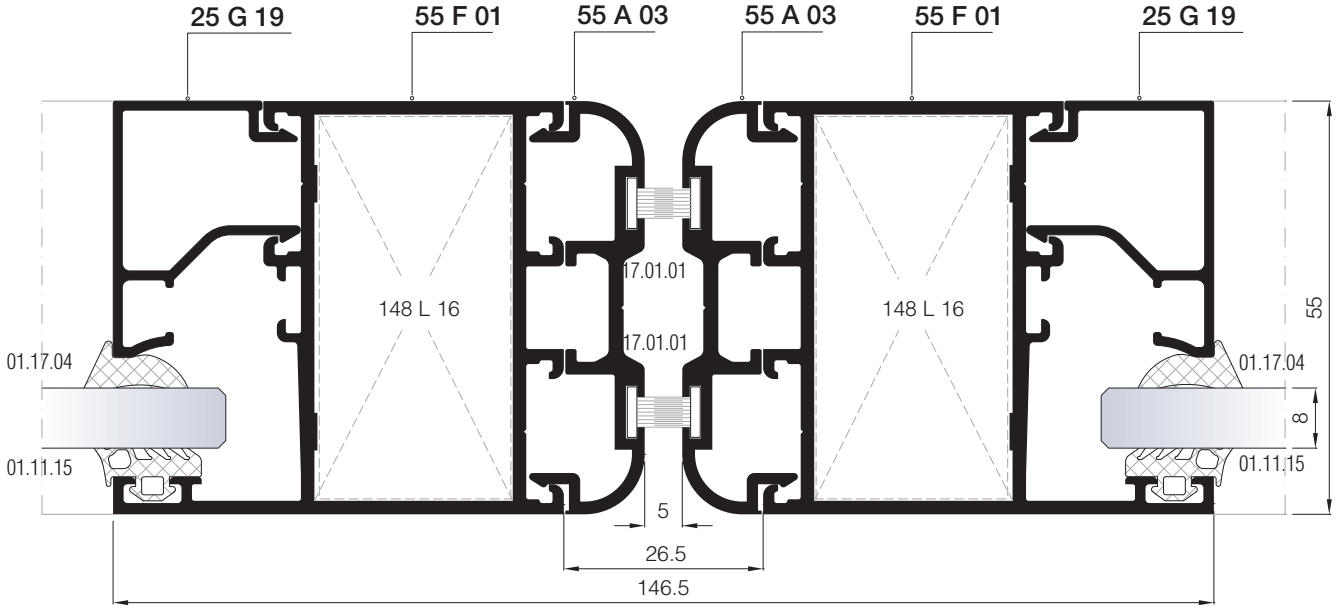
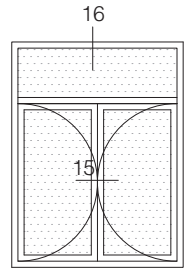
09

10

11

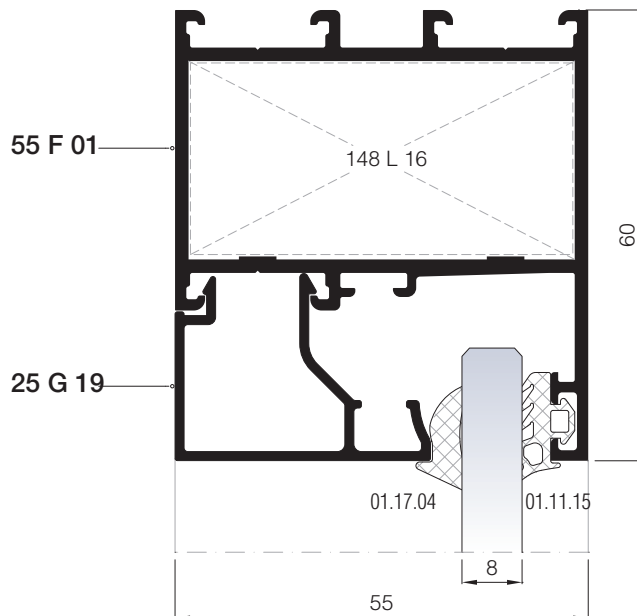
12

ÇARPMA KAPI DETAYLARI  
SWINGING DOOR DETAILS



15 DETAYI  
DETAIL

16



16 DETAYI  
DETAIL



İÇE AÇILIM BİNİLİ KAPI DETAYLARI  
INWARD OPENING DOOR DETAILS

01

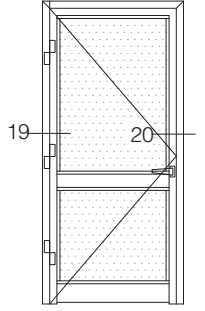
02

03

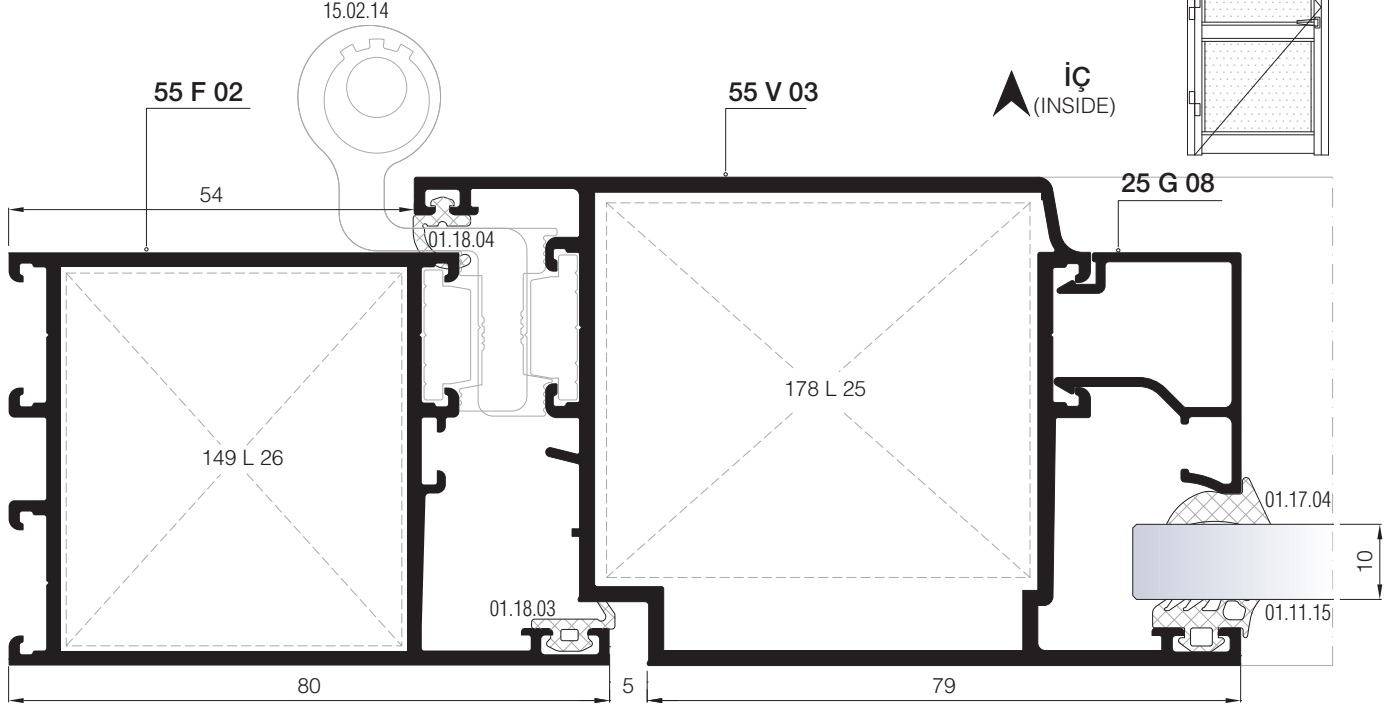
04

05

06



İÇ  
(INSIDE)



07

19 DETAYI  
DETAIL

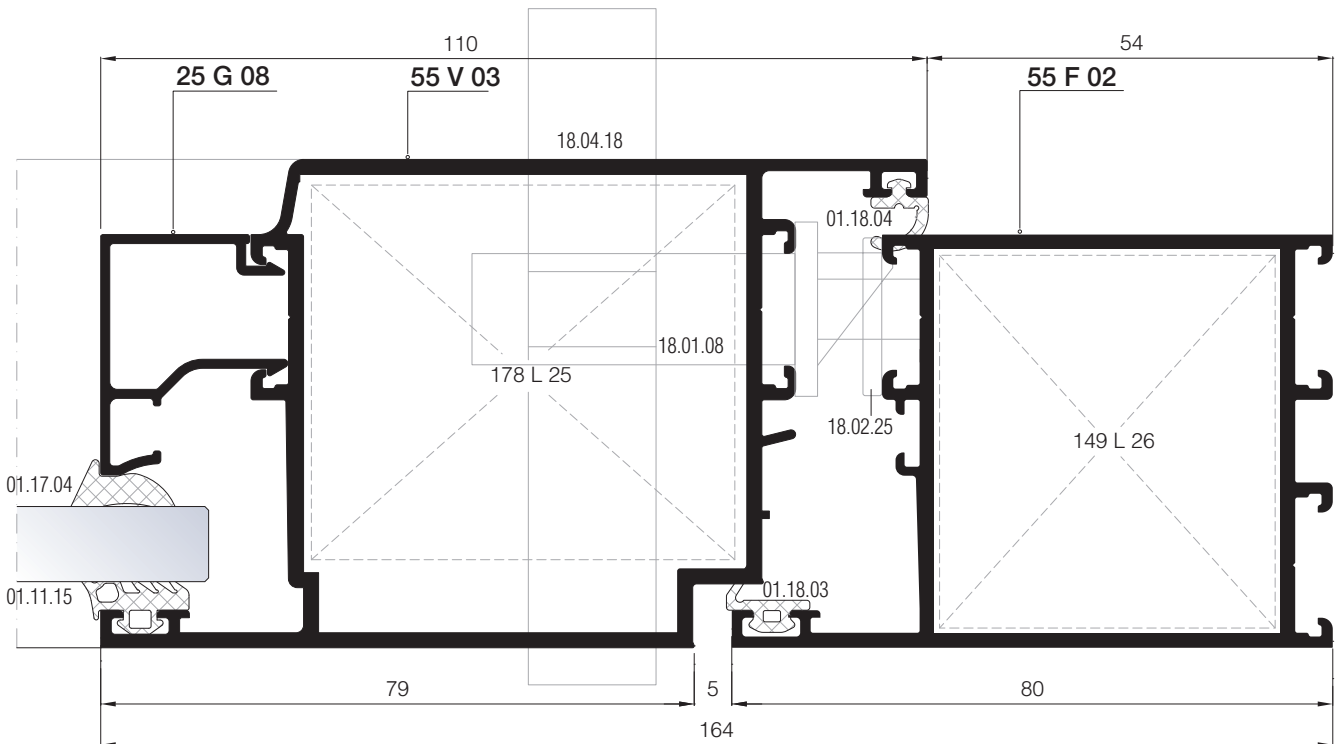
08

09

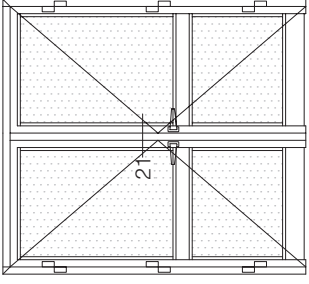
10

11

12

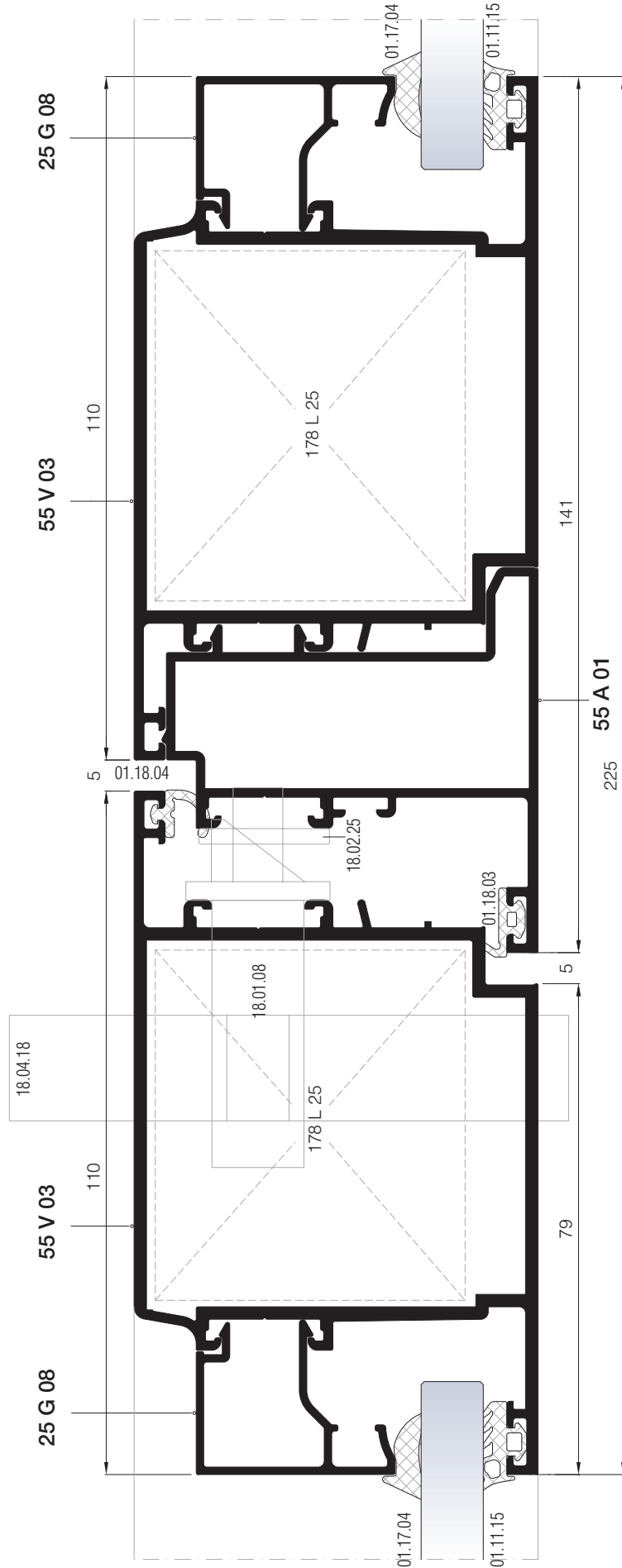


20 DETAYI  
DETAIL



İÇE AÇILIM BİNLİ KAPI DETAYLARI  
INWARD OPENING DOOR DETAILS

21 DETAYI  
DETAIL



DIŞ  
(OUTSIDE) ▼

01

02

03

04

05

06

07

08

09

10

11

12

İÇE AÇILIM BİNLİ KAPI DETAYLARI  
INWARD OPENING DOOR DETAILS

01

02

03

04

05

06

07

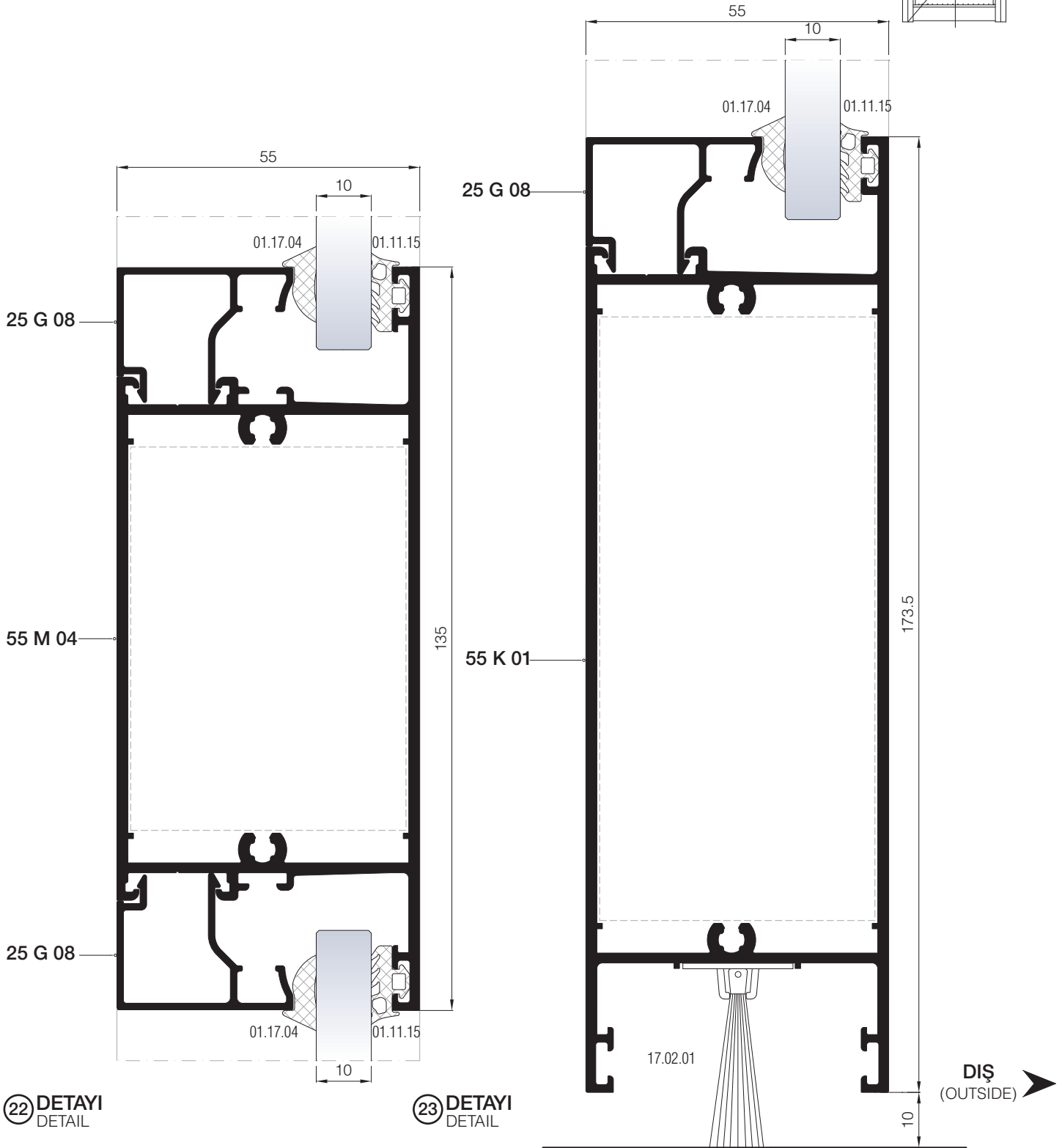
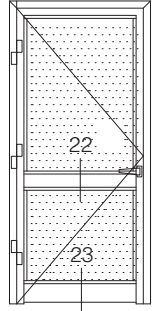
08

09

10

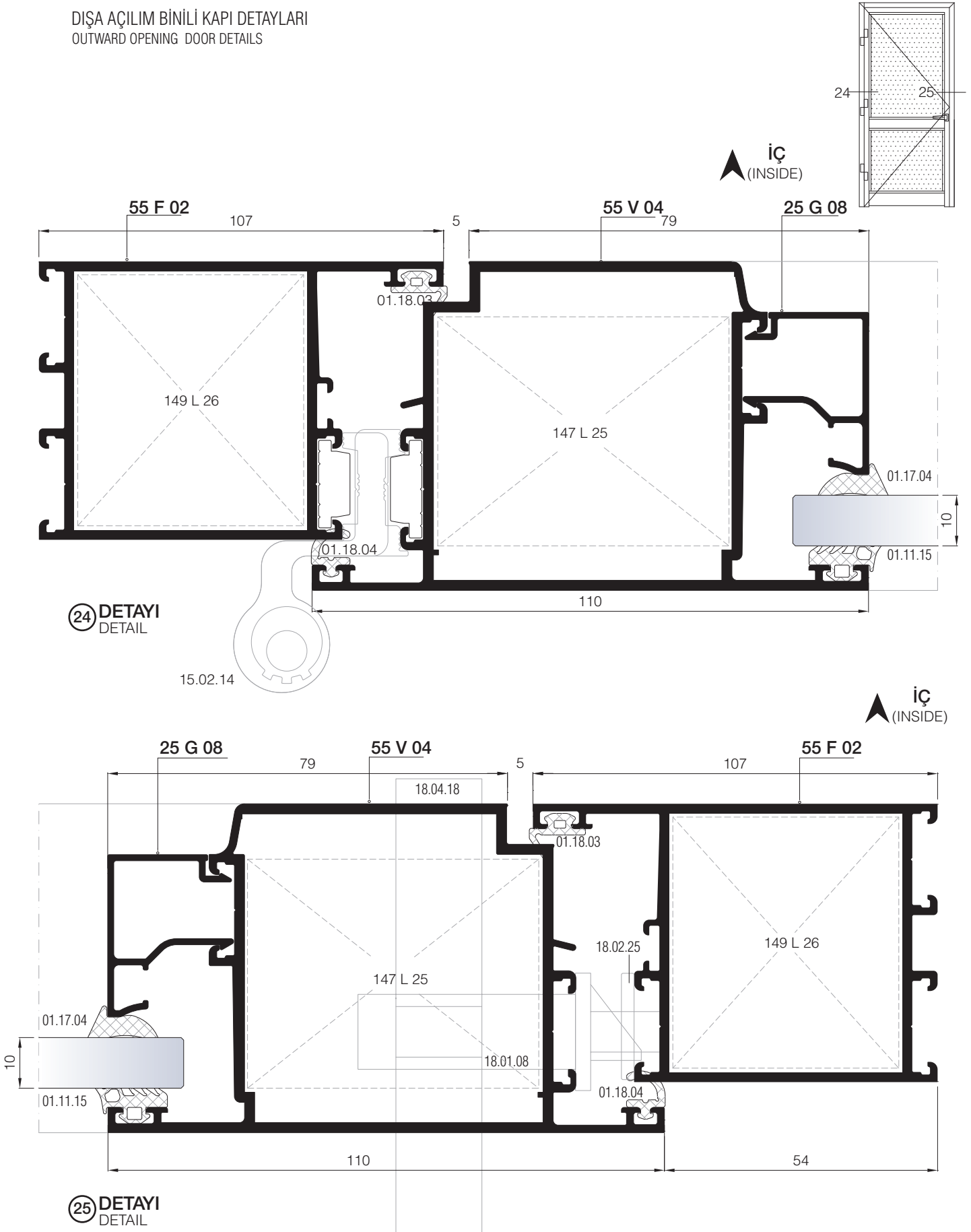
11

12





DIŞA AÇILIM BİNİLİ KAPI DETAYLARI  
OUTWARD OPENING DOOR DETAILS



01

02

03

04

05

06

07

08

09

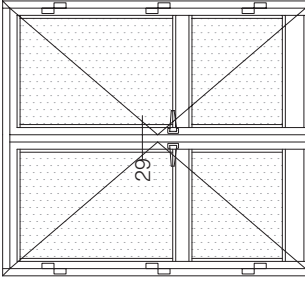
10

11

12

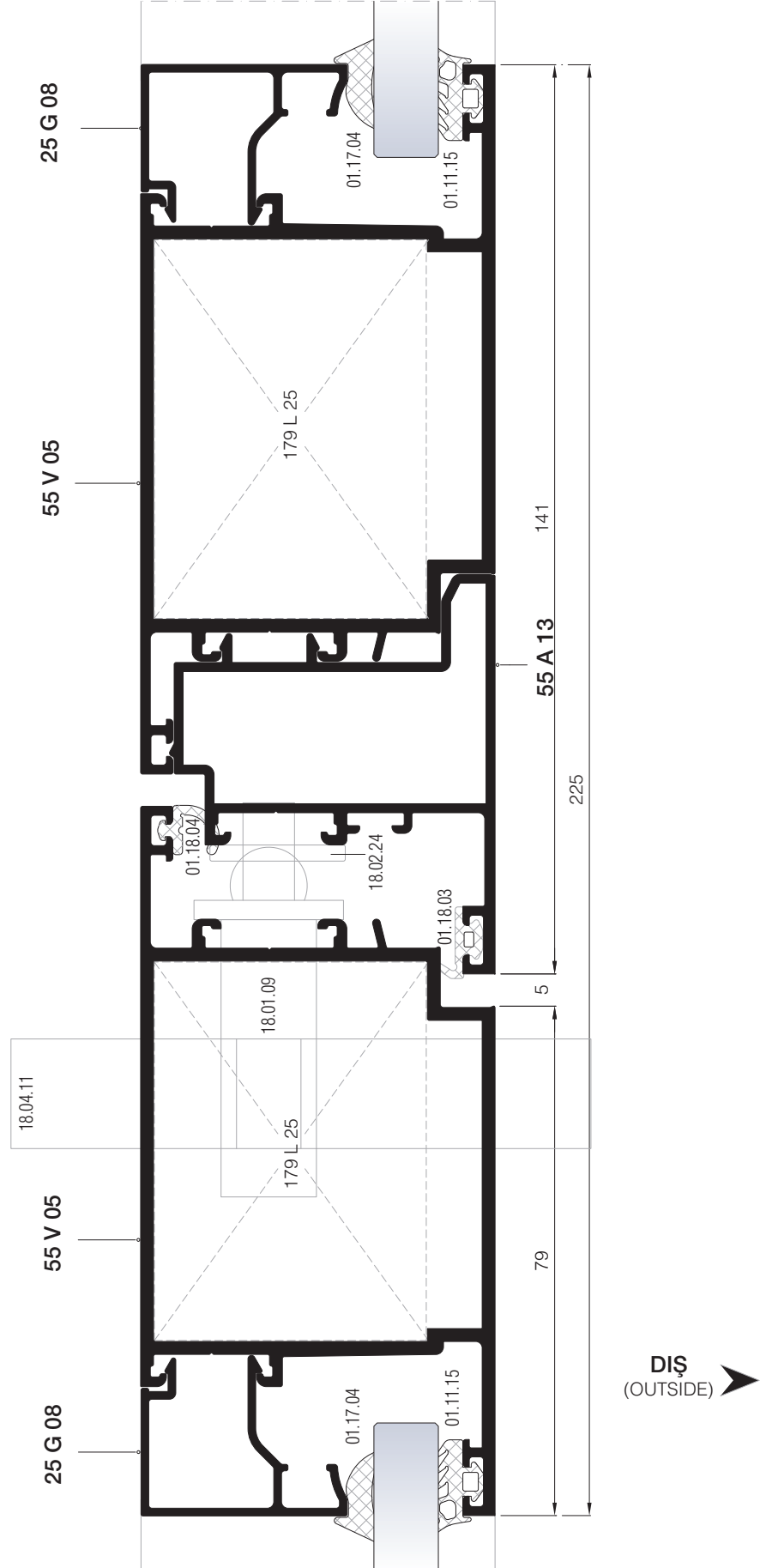






İÇE AÇILIM HEMYÜZ KAPI DETAYLARI  
INWARD OPENING FLUSH DOOR DETAILS

29 DETAYI  
DETAIL



# MİMARİ KATALOG

## ARCHITECTURAL CATALOGUE

Alüminyum Kapı Pencere ve Giydirme Cephe Sistemleri  
Aluminium Door Window and Facade Systems



Rescara Sistem Detayları  
Rescara System Details

# RW55

AKSESUARLAR

ACCESSORIES

01

02

03

04

05

06

07


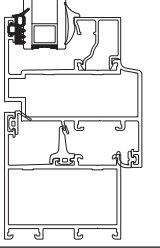

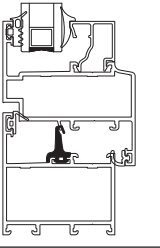

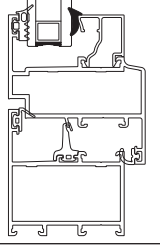

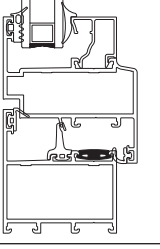

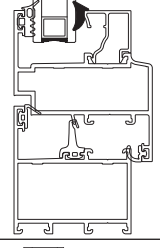

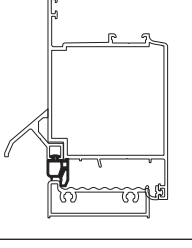

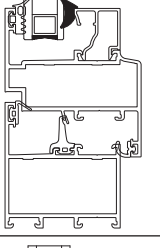

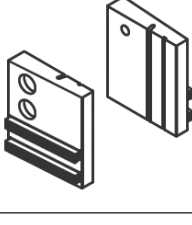

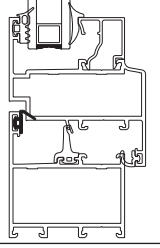

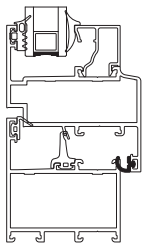

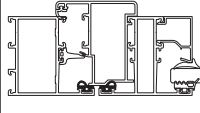
08

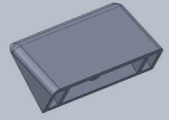
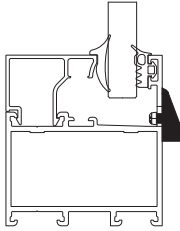
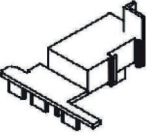

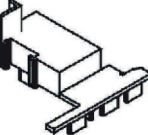
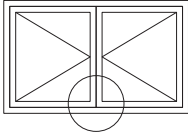
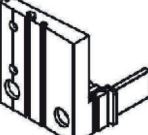
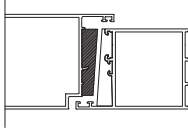
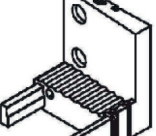
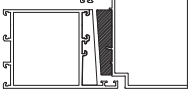
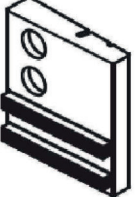
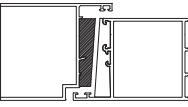
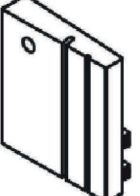
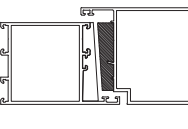
09

10

11

12

01		01.11.15 DIŞ CAM FİTİLİ 4 mm OUTSIDE GLAZING GASKET 4 mm Malzeme / Material: EPDM Ağırlık / Weight: 72 gr/m Paket / Package : 208 m / 15 kg			01.19.04 TOZLUK FİTİLİ CENTRAL GASKET Malzeme / Material: EPDM Ağırlık / Weight: 105 gr/m Paket / Package : 142 m / 15 kg	
02						
03		01.17.03 İÇ CAM FİTİLİ 2,8 mm INSIDE GLAZING GASKET 2,8 mm Malzeme / Material: EPDM Ağırlık / Weight: 59 gr/m Paket / Package: 254 m / 15 kg			01.19.06 ÇİTA KANAL FİTİLİ ADAPTER GASKET Malzeme / Material: EPDM Ağırlık / Weight: 82 gr/m Paket / Package: 182 m / 15 kg	
04						
05		01.17.04 İÇ CAM FİTİLİ 3,6 mm INSIDE GLAZING GASKET 3,6 mm Malzeme / Material: EPDM Ağırlık / Weight: 71 gr/m Paket / Package: 210 m / 15 kg			01.20.04 EŞİK FİTİLİ THRESHOLD GASKET Malzeme / Material: EPDM Ağırlık / Weight: 104 gr/m Paket / Package: 144 m / 15 kg	
06						
07		01.17.05 İÇ CAM FİTİLİ 4,6 mm INSIDE GLAZING GASKET 4,6 mm Malzeme / Material: EPDM Ağırlık / Weight: 89 gr/m Paket / Package: 168 m / 15 kg			17.01.01 KIL FİTİL BRUSH Malzeme / Material: Polipropilen Polypropylen Paket / Package: 275 m	
08						
09		01.18.03 DIŞ BİNİ FİTİLİ OUTSIDE ACOUSTICAL GASKET Malzeme / Material: EPDM Ağırlık / Weight: 41 gr/m Paket / Package: 365 m / 15 kg				
10						
11		01.18.04 İÇ BİNİ FİTİLİ INSIDE ACOUSTICAL GASKET Malzeme / Material: EPDM Ağırlık / Weight: 42 gr/m Paket / Package: 357 m / 15 kg				
12		01.18.06 ADAPTÖR FİTİLİ GASKET FOR ADAPTER Malzeme / Material: EPDM Ağırlık / Weight: 54 gr/m Paket / Package: 277 m / 15 kg				

	<p>04.02.07</p> <p><b>TAHLİYE KAPAĞI</b> DRAINAGE COVER</p> <p>Malzeme / Material: PVC Renk / Colour: Siyah-Beyaz-Gri Black-White-Grey</p>				
	<p>04.06.27A</p> <p><b>ADAPTÖR KAPAĞI</b> ADAPTER CAP</p> <p>Malzeme / Material: PVC Renk / Colour: Siyah-Black 55A01 İÇİN / FOR 55A01</p>				
	<p>04.06.27B</p> <p><b>ADAPTÖR KAPAĞI</b> ADAPTER CAP</p> <p>Malzeme / Material: PVC Renk / Colour: Siyah-Black 55A01 İÇİN / FOR 55A01</p>				
	<p>04.13.07A</p> <p><b>EŞİK YAN KAPAK (SOL)</b> THRESHOLD SIDE CAP (LEFT)</p> <p>Malzeme / Material: PVC Renk / Colour: Siyah-Black</p>				
	<p>04.13.07B</p> <p><b>EŞİK YAN KAPAK (SAĞ)</b> THRESHOLD SIDE CAP (RIGHT)</p> <p>Malzeme / Material: PVC Renk / Colour: Siyah-Black</p>				
	<p>04.13.08A</p> <p><b>KANAT YAN KAPAK (SOL)</b> VENT SIDE CAP (LEFT)</p> <p>Malzeme / Material: PVC Renk / Colour: Siyah-Black</p>				
	<p>04.13.08B</p> <p><b>KANAT YAN KAPAK (SAĞ)</b> VENT SIDE CAP (RIGHT)</p> <p>Malzeme / Material: PVC Renk / Colour: Siyah-Black</p>				

01

02

03

04

05

06

07

08

09

10

11

12

PENCERE MENTEŞELERİ / WINDOW HINGES



15.01.16

GIESSE PENCERE MENTEŞESİ  
GIESSE HINGE FOR WINDOWS

Renk / Colour: Siyah-Beyaz-Gri-Eloksal  
Black-White-Grey-Anodized

75 kg için 2 adet, 85 kg için 3 adet kullanılmalıdır. / Should be used 2 for 75 kg,3 for 85 kg.  
EN 1935:2002

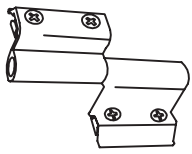


15.01.03

RESCARA PENCERE MENTEŞESİ  
HINGE FOR WINDOWS

Renk / Colour: Pres-Eloksal  
Press-Anodized

75 kg için 2 adet, 85 kg için 3 adet kullanılmalıdır. / Should be used 2 for 75 kg,3 for 85 kg.  
EN 1935:2002

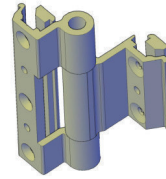


15.01.08

YERLİ PENCERE MENTEŞESİ  
LOCAL HINGE FOR WINDOWS

Renk / Colour: Siyah-Beyaz-Gri-Eloksal  
Black-White-Grey-Anodized

50 kg için 2 adet kullanılmalıdır. / Should be used 2 for 50 kg.  
Max. kanat ölçüsü 900x1300. / Max. vent dimension 900x1300  
TS EN 1935



15.01.12

YERLİ PENCERE MENTEŞESİ  
LOCAL HINGE FOR WINDOWS

Renk / Colour: Siyah-Beyaz-Gri-Eloksal  
Black-White-Grey-Anodized

TS EN 1935



15.01.17

GIESSE GİZLİ PENCERE MENTEŞESİ (SAĞ)  
GIESSE HIDDEN HINGE FOR WINDOWS (RIGHT)

Malzeme / Material: Paslanmaz Çelik  
Stainless Steel

100 kg için 2 adet kullanılmalıdır.  
Should be used 2 for 100 kg.

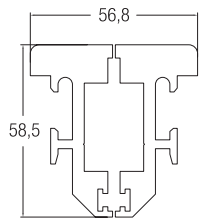


15.01.18

GIESSE GİZLİ PENCERE MENTEŞESİ (SOL)  
GIESSE HIDDEN HINGE FOR WINDOWS (LEFT)

Malzeme / Material: Paslanmaz Çelik  
Stainless Steel

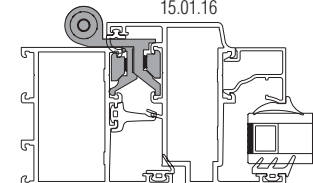
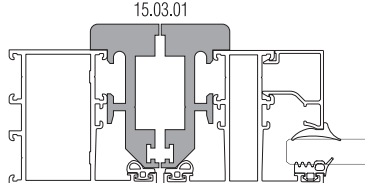
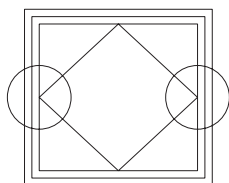
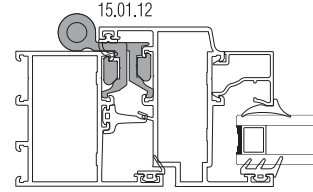
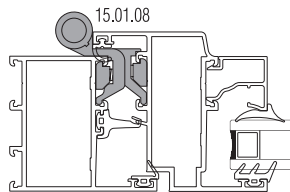
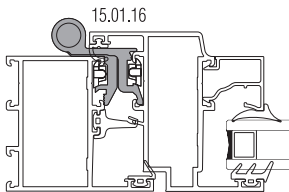
100 kg için 2 adet kullanılmalıdır.  
Should be used 2 for 100 kg.



15.03.01

PİVOT MENTEŞESİ  
PIVOT HINGE



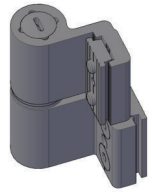



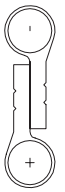
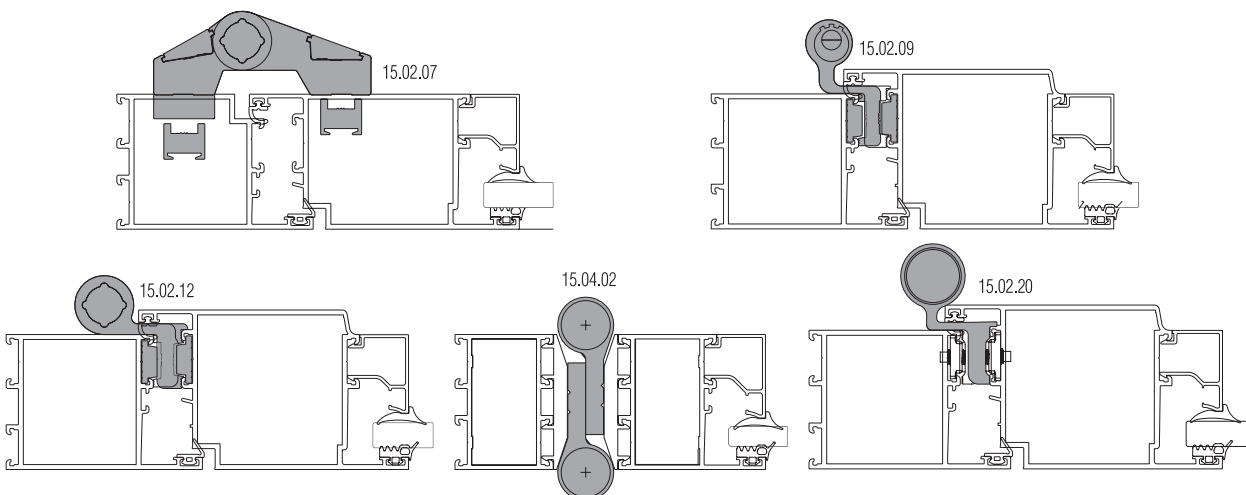
Renk / Colour: Siyah-Beyaz  
Black-White



Ölçek/Scale: 1/3




KAPI MENTEŞELERİ / DOOR HINGES

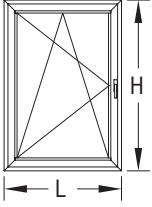

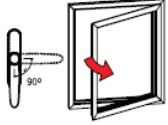
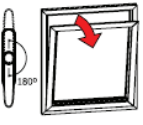



 <p>15.02.14 GIESSE KAPI MENTEŞESİ GIESSE HINGE FOR DOORS Renk / Colour: Siyah-Beyaz-Gri-Eloksal Black-White-Grey-Anodized</p> <p>100 kg için 2 adet, 120 kg için 3 adet kullanılmalıdır. / Should be used 2 for 100 kg, 3 for 120 kg. EN 1935</p>	 <p>15.02.09 YERLİ KAPI MENTEŞESİ LOCAL HINGE FOR DOORS Renk / Colour: Siyah-Beyaz-Gri-Eloksal Black-White-Grey-Anodized</p> <p>85 kg için 3 adet kullanılmalıdır. / Should be used 3 for 85 kg. Max. kanat ölçüsü 900x2200 / Max. vent dimension 900x2200 TS EN 1935</p>
 <p>15.02.12 YERLİ KAPI MENTEŞESİ LOCAL HINGE FOR DOORS Renk / Colour: Siyah-Beyaz-Gri-Eloksal Black-White-Grey-Anodized</p> <p>100 kg için 3 adet kullanılmalıdır. / Should be used 3 for 100 kg. Max. kanat ölçüsü 900x2300 / Max. vent dimension 900x2300 TS EN 1935</p>	 <p>15.02.07 YERLİ KAPI MENTEŞESİ LOCAL HINGE FOR DOORS Renk / Colour: Siyah-Beyaz-Gri-Eloksal Black-White-Grey-Anodized</p> <p>100 kg için 2 adet kullanılmalıdır. / Should be used 2 for 100 kg. Max. kanat ölçüsü 900x2200 / Max. vent dimension 900x2200 TS EN 1935</p>
 <p>15.02.20 RESCARA KAPI MENTEŞESİ RESCARA HINGE FOR DOORS Renk / Colour: Siyah-Beyaz-Gri-Pres-Eloksal Black-White-Grey-Press-Anodized</p> <p>120 kg için 2 adet kullanılmalıdır. / Should be used 2 for 120 kg. EN 1935</p>	 <p>15.02.21 RESCARA KAPI MENTEŞESİ RESCARA HINGE FOR DOORS Renk / Colour: Siyah-Beyaz-Gri-Pres-Eloksal Black-White-Grey-Press-Anodized</p> <p>160 kg için 2 adet kullanılmalıdır. / Should be used 2 for 160 kg. EN 1935</p>
 <p>15.04.02 ÇARPMA KAPI MENTEŞESİ SWING DOOR HINGLE Malzeme / Material: Paslanmaz Çelik Stainless Steel</p>	
 <p>15.02.07 15.02.09 15.02.12 15.04.02 15.02.20</p> <p>Ölçek/Scale: 1/3</p>	

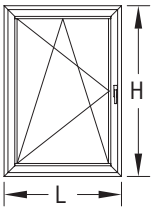

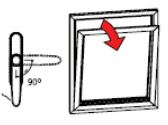
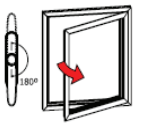



ÇİFT EKSEN MEKANİZMALARI / TILT & TURN MECHANISMS

				<p><b>GIESSE FUTURA ÇİFT AÇILIM SETİ 80 kg</b> GIESSE FUTURA TILT &amp; TURN MECHANISM 80 kg</p> <p>Renk / Material: Siyah-Beyaz-Gri Black-White-Grey</p>
KANAT GENİŞLİĞİ SASH WIDTH	KANAT YÜKSEKLİĞİ SASH HEIGHT	KANAT AĞIRLIĞI SASH WEIGHT	GIESSE ÇİFT AÇILIM SETİ GIESSE TILT & TURN MECHANISM	ÇİFT AÇILIM SETİ TILT & TURN MECHANISM
410- 569 mm	600-1200 mm	80 kg	07.06.62	Çift Açılım Seti Tip 1 Tilt & Turn Mechanism
410- 569 mm	1201-2500 mm	80 kg	07.06.63	Çift Açılım Seti Tip 1 + Arka Kilitleme Tilt & Turn Mechanism Style 1 + Additional Tilt & Turn (Back)
570-1000 mm	600-1200 mm	80 kg	07.06.64	Çift Açılım Seti Tip 2 Tilt & Turn Mechanism Style 2
570-1000 mm	1201-2500 mm	80 kg	07.06.65	Çift Açılım Seti Tip 2 + Arka Kilitleme Tilt & Turn Mechanism Style 2+ Additional Tilt & Turn (Back)
1001-1700 mm	600-1200 mm	80 kg	07.06.66	Çift Açılım Seti Tip 2 + Alt Kilitleme + İlave Makas Tilt & Turn Mechanism Style 2 + Additional Tilt & Turn (Down) + Additional Arm
1001-1700 mm	1201-2500 mm	80 kg	07.06.67	Çift Açılım Seti Tip 2 + Alt Kilitleme + Arka Kilitleme + İlave Makas Tilt & Turn Mechanism Style 2 + Additional Tilt & Turn (Down) + Additional Tilt & Turn (Back) + Additional Arm

				<p><b>GIESSE GİZLİ MENTEŞE ÇİFT AÇILIM SETİ 100 kg</b> GIESSE HIDDEN HINGE TILT &amp; TURN MECHANISM 100 kg</p> <p>Renk / Material: Siyah-Beyaz-Gri Black-White-Grey</p>
KANAT GENİŞLİĞİ SASH WIDTH	KANAT YÜKSEKLİĞİ SASH HEIGHT	KANAT AĞIRLIĞI SASH WEIGHT	GIESSE ÇİFT AÇILIM SETİ GIESSE TILT & TURN MECHANISM	GIESSE GİZLİ MENTEŞE ÇİFT AÇILIM SETİ GIESSE HIDDEN HINGE TILT & TURN MECHANISM
600-1000 mm	600-1200 mm	100 kg	07.06.81	Gizli Menteşe Çift Açılım Seti Sağ Hidden Hinge Tilt & Turn Mechanism Right
600-1000 mm	600-1200 mm	100 kg	07.06.82	Gizli Menteşe Çift Açılım Seti Sol Hidden Hinge Tilt & Turn Mechanism Left
600-1000 mm	1201-2500 mm	100 kg	07.06.83	Gizli Menteşe Çift Açılım Seti Sağ + İlave Kilit Hidden Hinge Tilt & Turn Mechanism Right + Additional Locking
600-1000 mm	1201-2500 mm	100 kg	07.06.84	Gizli Menteşe Çift Açılım Seti Sol + İlave Kilit Hidden Hinge Tilt & Turn Mechanism Left + Additional Locking
1001-1700 mm	600-1200 mm	100 kg	07.06.85	Gizli Menteşe Çift Açılım Seti Sağ + İlave Kilit Hidden Hinge Tilt & Turn Mechanism Right + Additional Locking
1001-1700 mm	600-1200 mm	100 kg	07.06.86	Gizli Menteşe Çift Açılım Seti Sol + İlave Kilit Hidden Hinge Tilt & Turn Mechanism Left + Additional Locking
1001-1700 mm	1201-2500 mm	100 kg	07.06.87	Gizli Menteşe Çift Açılım Seti Sağ + İlave Kilit (2 Adet) Hidden Hinge Tilt & Turn Mechanism Right + Additional Locking (2 Unit)
1001-1700 mm	1201-2500 mm	100 kg	07.06.88	Gizli Menteşe Çift Açılım Seti Sol + İlave Kilit (2 Adet) Hidden Hinge Tilt & Turn Mechanism Left + Additional Locking (2 Unit)

ÇİFT EKSEN MEKANİZMALARI / TILT & TURN MECHANISMS



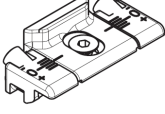



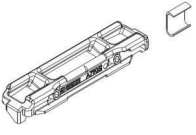





	<p>RESCARA ÇİFT AÇILIM SETİ 130 kg RESCARA TILT &amp; TURN MECHANISM 130 kg</p> <p>Renk / Material: Siyah-Beyaz-Gri Black-White-Grey</p>					
						
<p>KANAT GENİŞLİĞİ SASH WIDTH L (m)</p>	<p>KANAT YÜKSEKLİĞİ SASH HEIGHT H (m)</p>	<p>KANAT AĞIRLIĞI SASH WEIGHT KG</p>	<p>MEKANİZMA MECHANISM</p>	<p>MAKAS ARM</p>	<p>İLAVE KİLİTLEME ADDITIONAL LOCKING</p>	<p>İLAVE MAKAS ADDITIONAL ARM</p>
563-1000 mm	600-1200 mm	130 kg	07.06.79	07.06.80	----	----
563-1000 mm	1200-2500 mm	130 kg	07.06.79	07.06.80	07.06.76	----
1000-1700 mm	600-1200 mm	130 kg	07.06.79	07.06.80	07.06.76	07.06.77
1000-1700 mm	1200-2500 mm	130 kg	07.06.79	07.06.80	07.06.76 (2 Adet)	07.06.77

	<p>RESCARA AKILLI ÇİFT AÇILIM SETİ 130 kg RESCARA TBT TILT &amp; TURN MECHANISM 130 kg</p> <p>Renk / Material: Siyah-Beyaz-Gri Black-White-Grey</p> <p>KOL ANAHTARLIDIR / HANDLE WITH KEYLOCK</p>					
						
<p>KANAT GENİŞLİĞİ SASH WIDTH L (m)</p>	<p>KANAT YÜKSEKLİĞİ SASH HEIGHT H (m)</p>	<p>KANAT AĞIRLIĞI SASH WEIGHT KG</p>	<p>MEKANİZMA MECHANISM</p>	<p>MAKAS ARM</p>	<p>İLAVE KİLİTLEME ADDITIONAL LOCKING</p>	<p>İLAVE MAKAS ADDITIONAL ARM</p>
563-1000 mm	600-1200 mm	130 kg	07.06.74 (TBT)	07.06.75 (TBT)	----	----
563-1000 mm	1200-2500 mm	130 kg	07.06.74 (TBT)	07.06.75 (TBT)	07.06.76	----
1000-1700 mm	600-1200 mm	130 kg	07.06.74 (TBT)	07.06.75 (TBT)	----	07.06.77
1000-1700 mm	1200-2500 mm	130 kg	07.06.74 (TBT)	07.06.75 (TBT)	07.06.76	07.06.77

PENCERE KOLLARI / WINDOW HANDLES

01	 <p>07.05.25</p> <p>GIESSE İSPANYOLET KOL (ÇİFT DİLLİ) GIESSE HANDLE FOR WINDOWS (DOUBLE RAIL)</p> <p>Renk / Color: Siyah-Beyaz-Gri Black-White-Grey</p> <p>UNI CEI EN ISO / IEC 17050</p>	 <p>07.05.33</p> <p>GIESSE ANAHTARLI İSPANYOLET KOL (ÇİFT DİLLİ) GIESSE KEY HANDLE FOR WINDOWS (DOUBLE RAIL)</p> <p>Renk / Color: Siyah-Beyaz-Gri Black-White-Grey</p>
02		
03		
04	 <p>07.25.01</p> <p>GIESSE TIJ BAĞLANTI PARÇASI GIESSE CONNECTION ROD</p> <p>Malzeme / Material: Polyamid - Polyamide Renk / Color: Siyah-Black</p> <p>07.05.25, 07.05.33 ve 07.05.34 Kol için / For Handle 07.05.25, 07.05.33 and 07.05.34</p>	 <p>07.05.34</p> <p>GIESSE SÖKÜLEBİLİR KOL GÖVDESİ (ÇİFT DİLLİ) GIESSE REMOVABLE HANDLE BODY (DOUBLE RAIL)</p> <p>Renk / Color: Siyah-Beyaz-Gri Black-White-Grey</p>
05		
06	 <p>07.05.29</p> <p>RESCARA GLOBAL ANAHTARLI PENCERE KOLU (TEK DİLLİ) RESCARA GLOBAL KEY HANDLE FOR WINDOWS (SINGLE RAIL)</p> <p>Renk / Color: Siyah-Beyaz-Gri Black-White-Grey</p> <p>EN 1670</p>	 <p>07.05.35</p> <p>GIESSE SÖKÜLEBİLİR KOL GIESSE REMOVABLE HANDLE</p> <p>Renk / Color: Siyah-Black</p>
07		
08	 <p>07.13.07</p> <p>RESCARA KOL BAĞLANTI PARÇASI RESCARA CONNECTION PART FOR HANDLE</p> <p>Malzeme / Material: Zamak -Zamak</p> <p>07.05.29 Kol için / For Handle 07.05.29</p>	 <p>07.05.30</p> <p>RESCARA GLOBAL SÖKÜLEBİLİR KOL GÖVDESİ (ÇİFT DİLLİ) RESCARA GLOBAL REMOVABLE HANDLE BODY (DOUBLE RAIL)</p> <p>Renk / Color: Siyah-Beyaz-Gri Black-White-Grey</p> <p>EN 1670</p>
09		
10	 <p>07.05.28</p> <p>RESCARA GLOBAL PENCERE KOLU (TEK DİLLİ) RESCARA GLOBAL HANDLE FOR WINDOWS (SINGLE RAIL)</p> <p>Renk / Color: Siyah-Beyaz-Gri Black-White-Grey</p> <p>EN 1670</p>	 <p>07.05.31</p> <p>RESCARA SÖKÜLEBİLİR KOL RESCARA REMOVABLE HANDLE</p> <p>Renk / Color: Siyah-Black</p> <p>EN 1670</p>
11		
12	 <p>07.05.32</p> <p>RESCARA GLOBAL PENCERE KOLU (ÇİFT DİLLİ) RESCARA GLOBAL HANDLE FOR WINDOWS (DOUBLE RAIL)</p> <p>Renk / Color: Siyah-Beyaz-Gri Black-White-Grey</p> <p>EN 1670, 13126-8</p>	 <p>07.13.08</p> <p>RESCARA KOL BAĞLANTI PARÇASI RESCARA CONNECTION PART FOR HANDLE</p> <p>Malzeme / Material: PVC Renk / Color: Siyah-Black</p> <p>07.05.28, 07.05.30 ve 07.05.32 Kol için / For Handle 07.05.28, 07.05.30 and 07.05.32</p>

İSPANYOLET KİLİTLEME PARÇALARI / LOCKING KITS

 <p>07.13.03 PİM LOCK PIN Malzeme / Material: Zamak -Zamak</p>	 <p>07.13.06 GIESSE PİM GIESSE ADJUSTABLE LOCKING PAWL Malzeme / Material: Zamak -Zamak</p>
 <p>07.09.07 GIESSE AYARLI PİM KARŞILIĞI GIESSE ADJUSTABLE SINGLE STRIKER Malzeme / Material: Zamak -Zamak</p>	 <p>07.09.08 GIESSE ARKA KİLİTLEME GIESSE BURGLAR BOLT Malzeme / Material: Zamak -Zamak</p>
 <p>18.07.01 GIESSE SÜRGÜ SETİ GIESSE BOLT FOR LEAF Malzeme / Material: Zamak ve Polyamid Zamak and Polyamide Pasif kanat için / For secondary sash</p>	 <p>07.09.11 RESCARA SABİT KARŞILIK RESCARA FIXED STRIKER Malzeme / Material: Zamak -Zamak</p>
 <p>18.06.01 GIESSE KARŞILIK GIESSE STRIKER Malzeme / Material: Paslanmaz Çelik ve Zamak Stainless Steel and Zamak</p>	 <p>07.09.12 RESCARA AYARLI KARŞILIK RESCARA ADJUSTABLE STRIKER Malzeme / Material: Zamak -Zamak</p>
 <p>07.09.13 RESCARA ARKA KİLİTLEME RESCARA BURGLAR BOLT Malzeme / Material: Zamak -Zamak</p>	 <p>07.21.02 GIESSE KÖŞE DÖNME GIESSE CORNER DRIVE Malzeme / Material: Zamak -Zamak</p>
 <p>07.21.03 RESCARA KÖŞE DÖNME RESCARA CORNER DRIVE Malzeme / Material: Zamak -Zamak</p>	 <p>07.06.78 RESCARA MICROVENTİLASYON RESCARA MICROVENTILATION Malzeme / Material: Zamak -Zamak</p>

01

02

03

04

05

06

07

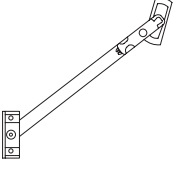
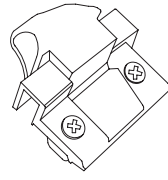




08

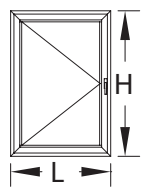







09

10

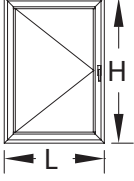







11

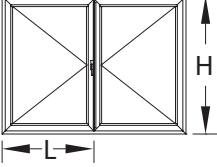





12

01		<b>07.07.02</b> VASİSTAS MAKAS ARM FOR BOTTOM-HUNG WINDOWS Renk / Colour : Siyah-Beyaz-Gri Black-White-Grey		<b>07.08.01</b> RESCARA VASİSTAS MANDAL RESCARA DEVICE FOR CLOSING BOTTOM-HUNG WINDOWS Renk / Colour : Siyah-Beyaz-Gri Black-White-Grey
02				
03		<b>07.07.08</b> SINIRLAYICI MAKAS LIMITER Malzeme / Material : Gümüş- Paslanmaz Çelik Silver - Stainless Steel		<b>07.07.09</b> GIESSE VASİSTAS MAKAS GIESSE ARM FOR BOTTOM-HUNG WINDOWS Renk / Colour : Siyah-Beyaz-Gri Black-White-Grey
04				
05		<b>07.07.11</b> GIESSE VASİSTAS PENCERE SETİ GIESSE BOTTOM HUNG WINDOW SET Kol ve menteşe sete dahil değildir. Handle and hinge is not included in the set		<b>11.02.34</b> RESCARA KANAT DESTEK TAKOZU RESCARA VENT SUPPORT PIECE Malzeme / Material : PVC Renk / Colour : Siyah / Black
06				
07				

ÇİFT DİLLİ KOL VE KİLİTLEME SETİ SEÇİM TABLOSU DOUBLE RAILED HANDLE AND LOCKING KIT TABLE			TEMEL SET MAIN SET	İLAVE ÜRÜNLER ADDITIONAL PRODUCTS	
KOD CODE	AÇIKLAMA DESCRIPTION	ÜRÜN RESMİ PRODUCT IMAGE	H<1200mm L<1000mm	1200mm < H < 2700 mm	1000mm < L < 1400 mm
07.05.25	GIESSE ÇİFT DİLLİ KOL GIESSE DOUBLE RAIL HANDLE		1		
07.25.01	GIESSE KOL BAĞLANTISI GIESSE ROD CONNECTION PIECES		1		
07.13.06	GIESSE AYARLI PİM GIESSE ADJUSTABLE LOCKING PAWL		2	2	2
07.09.11	RESCARA SABİT KARŞILIK RESCARA FIXED STRIKER		2	2	2
07.09.07	GIESSE AYARLI PİM KARŞILIĞI GIESSE ADJUSTABLE SINGLE STRIKER				2
07.21.02	GIESSE KÖŞE DÖNME GIESSE CORNER DRIVE				2
11.02.34	RESCARA KANAT DESTEK TAKOZU RESCARA VENT SUPPORT PIECE		1		

\*\*\* Giesse kol ve kilitleme aksesuarları 25 I 07 tij profili ile kullanılmalıdır.  
Giesse handle and locking accessories should be used with 25 I 07 rod profile.

TEK DİLLİ KOL VE KİLİTLEME SETİ SEÇİM TABLOSU SINGLE RAILED HANDLE AND LOCKING KIT TABLE			TEMEL SET MAIN SET	İLAVE ÜRÜNLER ADDITIONAL PRODUCTS	
KOD CODE	AÇIKLAMA DESCRIPTION	ÜRÜN RESMİ PRODUCT IMAGE	H<1200mm L<1000mm	1200mm < H < 2700 mm	1000mm < L < 1400 mm
07.05.28 07.05.29	RESCARA TEK DİLLİ KOL GIESSE DOUBLE RAIL HANDLE		1		
07.13.07	RESCARA KOL BAĞLANTI PARÇASI RESCARA CONNECTION PART FOR HANDLE		1		
07.13.06	GIESSE AYARLI PİM GIESSE ADJUSTABLE LOCKING PAWL		2	2	2
07.09.11	RESCARA SABİT KARŞILIK RESCARA FIXED STRIKER		2	2	2
07.09.12	RESCARA AYARLI KARŞILIK RESCARA ADJUSTABLE STRIKER				2
07.21.03	RESCARA KÖŞE DÖNME RESCARA CORNER DRIVE				2
11.02.34	RESCARA KANAT DESTEK TAKOZU RESCARA VENT SUPPORT PIECE		1		

ÇİFT/TEK AÇILIM PASİF KANAT AKSESUAR SEÇİM TABLOSU SECONDARY SASH LOCKING KIT TABLE			TEMEL SET MAIN SET	İLAVE ÜRÜNLER ADDITIONAL PRODUCTS	
KOD CODE	AÇIKLAMA DESCRIPTION	ÜRÜN RESMİ PRODUCT IMAGE	H<1200mm L<1000mm	1200mm < H < 2700 mm	1000mm < L < 1400 mm
18.07.01	GIESSE SÜRGÜ SETİ GIESSE BOLT FOR LEAF		1		
18.06.01	GIESSE KARŞILIK GIESSE STRIKER		2		
07.21.02	GIESSE KÖŞE DÖNME PARÇASI GIESSE CORNER DRIVE				2
07.09.07	GIESSE AYARLI PİM KARŞILIĞI GIESSE ADJUSTABLE SINGLE STRIKER				2
07.09.08	GIESSE ARKA KİLİTLEME GIESSE BURGLAR BOLT			1	

\*\*\* Giesse kol ve kilitleme aksesuarları 25 I 07 tij profili ile kullanılmalıdır.  
Giesse handle and locking accessories should be used with 25 I 07 rod profile.

## KAPI KOLLARI / DOOR HANDLES

01



07.14.06

GIESSE KAPI KOLU  
GIESSE DOOR HANDLE

Renk / Color: Siyah-Beyaz-Gri  
Black-White-Grey

02



07.14.07

RESCARA GLOBAL KAPI KOLU  
RESCARA GLOBAL DOOR HANDLE

Renk / Color: Siyah-Beyaz-Gri  
Black-White-Grey

03

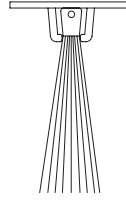


07.14.08

RESCARA MULETA KAPI KOLU  
RESCARA GLOBAL DOOR HANDLE

Renk / Color: Siyah-Beyaz-Gri  
Black-White-Grey

04



17.02.01

KAPI ALTI FIRÇASI  
BRUSH FOR DOORS

Malzeme / Material: Polipropilen  
Polypropylene

05

06

07

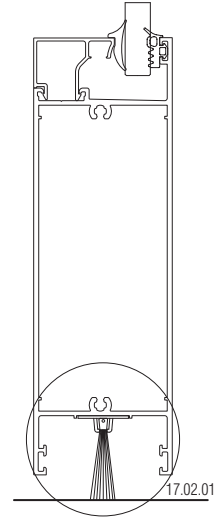
08

09

10

11

12



Ölçek/Scale: 1/3



KAPI KOLLARI / DOOR HANDLES



07.17.19

AKBANK KAPI KOLU  
DOOR HANDLE

Renk / Colour: Siyah-Beyaz-Gri-Eloksal  
Black-White-Grey-Anodized


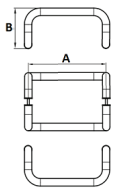
Ölçüler / Dimensions: H:200 cm


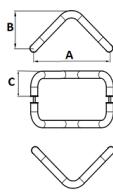



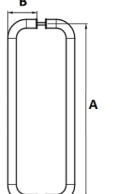
07.13.10


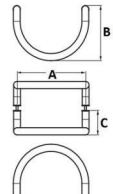
AKBANK KOL APARATI  
DOOR HANDLE


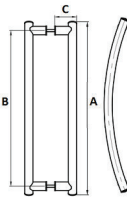
Renk / Colour: Siyah-Beyaz-Gri-Eloksal  
Black-White-Grey-Anodized


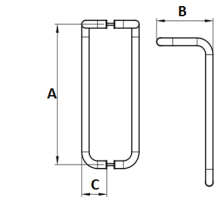
		Renk / Colour: Siyah-Beyaz-Gri-Eloksal Black-White-Grey-Anodized	
KOD CODE	Ø (mm)	A (mm)	B (mm)
07.17.10	25	200	130
07.17.11	25	300	130
07.17.02	25	400	130
07.17.27	25	500	160

		V KOL DOOR HANDLE Renk / Colour: Siyah-Beyaz-Gri-Eloksal Black-White-Grey-Anodized		
KOD CODE	Ø (mm)	A (mm)	B (mm)	C (mm)
07.17.06	25	200	130	80
07.17.29	25	250	130	80
07.17.30	25	300	130	80
07.17.31	30	400	160	100

		U KOL DOOR HANDLE Renk / Colour: Siyah-Beyaz-Eloksal Black-White-Anodized	
KOD CODE	Ø (mm)	A (mm)	B (mm)
07.17.08	25	200	80
07.17.35	25	300	80
07.17.36	30	400	100

		YARIM AY KOL DOOR HANDLE Renk / Colour: Siyah-Beyaz-Eloksal Black-White-Anodized		
KOD CODE	Ø (mm)	A (mm)	B (mm)	C (mm)
07.17.32	25	200	130	80
07.17.20	25	300	130	80
07.17.33	30	350	160	100

		YAY KOL DOOR HANDLE Renk / Colour: Siyah-Beyaz-Eloksal Black-White-Anodized	
KOD CODE	Ø (mm)	A (mm)	B (mm)
07.17.37	80	400	350
07.17.22	80	500	450
07.17.38	80	600	550
07.17.39	80	700	650
07.17.40	80	800	750

		BASTON KOL DOOR HANDLE Renk / Colour: Siyah-Beyaz-Eloksal Black-White-Anodized		
KOD CODE	Ø (mm)	A (mm)	B (mm)	C (mm)
07.17.23	25	900	180	80
07.17.34	25	1000	180	80

## KAPI KİLİTLERİ / DOOR LOCKS



18.01.09

MAKARALI KİLİT  
MORTISE LOCK (WITH ROLLER)



18.02.24

MAKARALI KİLİT KARŞILIĞI  
STRIKER FOR ROLLER LOCK



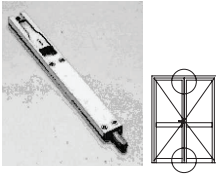
18.01.08

DİLLİ KİLİT  
MORTISE LOCK



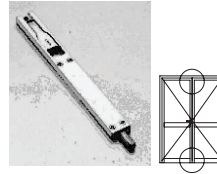
18.02.25

DİLLİ KİLİT KARŞILIĞI  
STRIKER FOR MORTISE LOCK



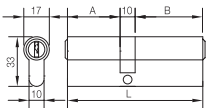
18.03.01

KAPI SÜRGÜSÜ (UZUN)  
BOLT FOR DOORS (LONG)



18.03.06

KAPI SÜRGÜSÜ (KISA)  
BOLT FOR DOORS (SHORT)



18.04.18

BAREL  
CYLINDER

A	B	L
26	50	86

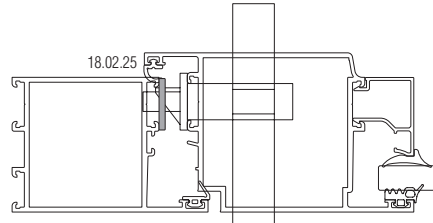
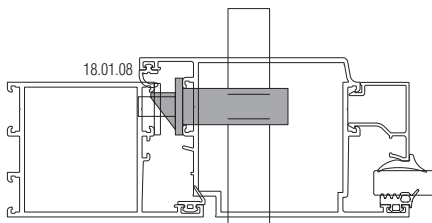
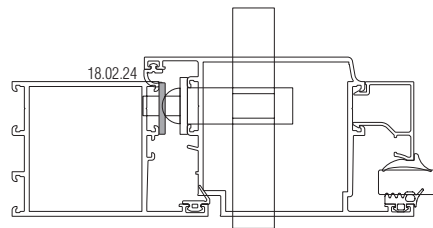
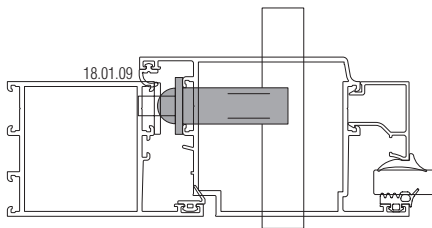
Malzeme / Material: Krom-Nikel  
Chrome-Nickel



18.05.02

BAREL AYNASI  
CYLINDER COVER

Renk / Colour: Siyah-Beyaz-Gri  
Black-White-Grey



Ölçek/Scale: 1/3