

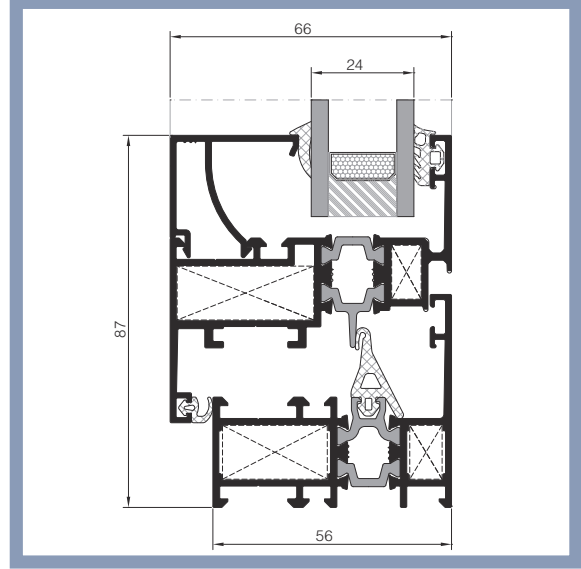
# MİMARİ KATALOG ARCHITECTURAL CATALOGUE

Alüminyum Kapı Pencere ve Giydirme Cephe Sistemleri  
Aluminium Door Window and Facade Systems

 **RESCARA**



RWT56



## TEKNİK ÖZELLİKLER / TECHNICAL PROPERTIES

	DÜZ HATLI STRAIGHT	OVAL OVAL
KASA DERİNLİĞİ / FRAME DEPTH	55,8 mm	64,8 mm
KANAT DERİNLİĞİ / VENT DEPTH	65,8 mm	64,6 mm
PROFİL ET KALINLIĞI / PROFILE WALL THICKNESS	1,4/1,6/1,8/2mm	1,4 mm
MAKS. CAM KALINLIĞI / MAX. GLASS THICKNESS	39 mm	29 mm
ISI BARIYERLERİ / THERMAL INSULATION BARS	14,8 mm	14,8 mm

## KULLANIM SEÇENEKLERİ / APPLICATION ALTERNATIVES

	KAPI DOOR	PENCERE WINDOW
İÇE AÇILIR / INWARD OPENING	•	•
İÇE-DIŞA AÇILIR HEMYÜZ KAPI / INWARD- OUTWARD OPENING COPLANAR DOOR	•	
VASİSTAS / BOTTOM HUNG		•
ÇİFT EKSEN AÇILIM / TILT & TURN OPENING	•	•
PVC AKSESUAR İÇİN KANAT / VENT FOR PVC ACCESSORIES	•	•

## PERFORMANS DEĞERLERİ / PERFORMANCE VALUES

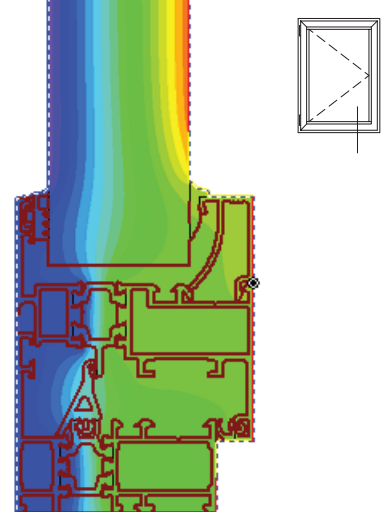
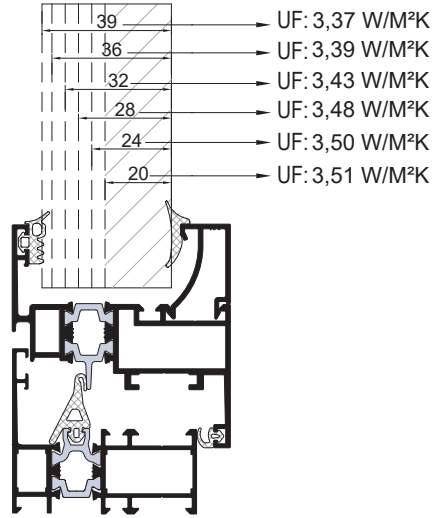
SİSTEM UF DEĞERİ - EN 10077-2  
THERMAL INSULATION VALUE



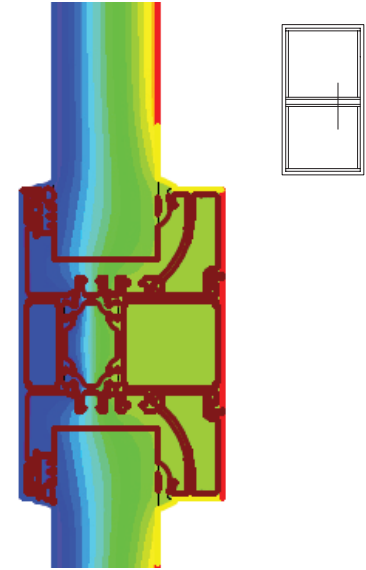
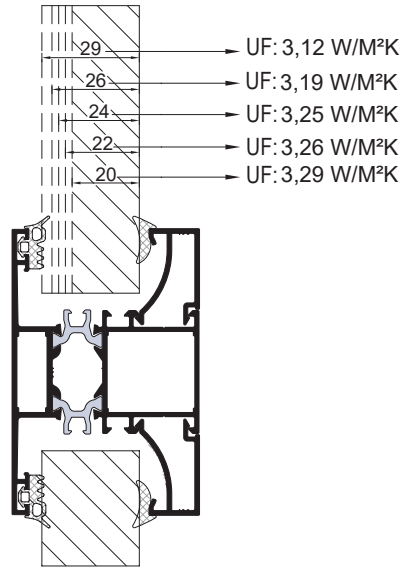
3,12 ~ 3,51 W/M²K

## ISI YALITIM DEĞERLERİ (UF) / Thermal Insulation Value (UF)

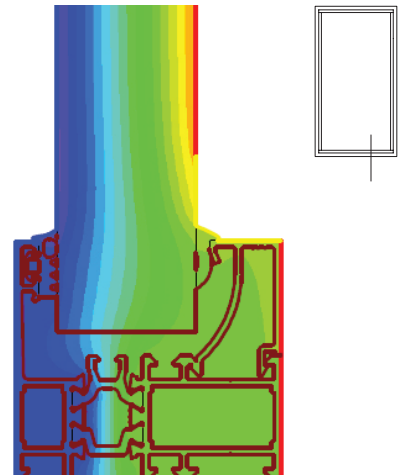
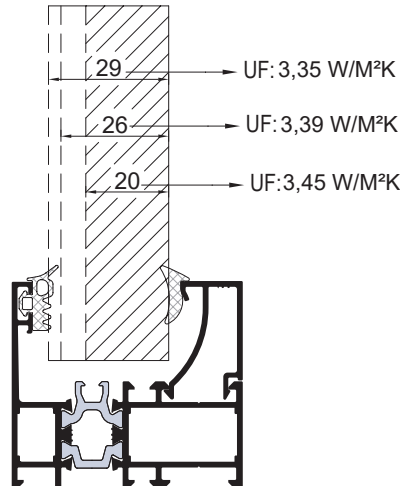
Cam Kalınlıkları: min. 4 mm - max. 39 mm  
Glass Thickness



Cam Kalınlıkları: min. 4 mm - max. 29 mm  
Glass Thickness



Cam Kalınlıkları: min. 4 mm - max. 29 mm  
Glass Thickness



01

02

03

04

05

06

07

08

09

10

11

12



# MİMARİ KATALOG

## ARCHITECTURAL CATALOGUE

Alüminyum Kapı Pencere ve Giydirme Cephe Sistemleri  
Aluminium Door Window and Facade Systems



Rescara Sistem Detayları  
Rescara System Details

# RWT56

PROFİLLER

PROFILES

01

02

03

04

05

06

07

08

09

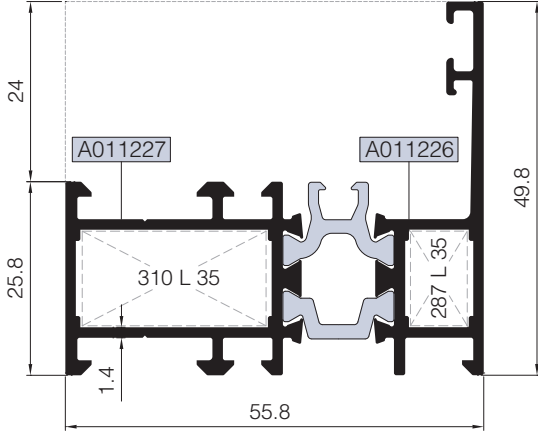
10

11

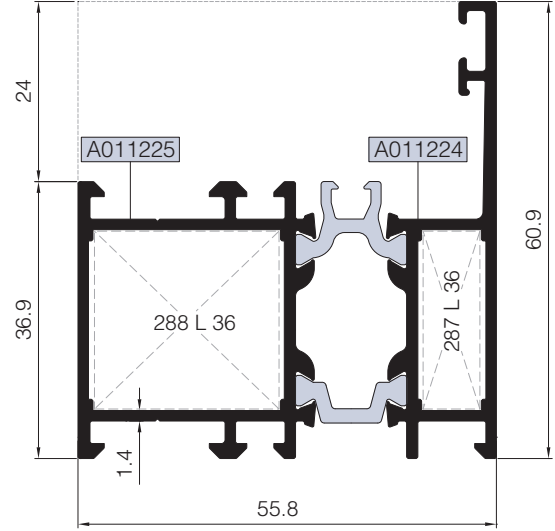
12

KOD / CODE	AĞIRLIK (kg/m) / WEIGHT	Jxx cm <sup>4</sup>	Jyy cm <sup>4</sup>	L m	
AMT56F01	1,160	10,311	5,212	6	
AMT56F02	1,359	12,333	10,366	6	
AMT56F03	1,636	15,396	12,291	6	

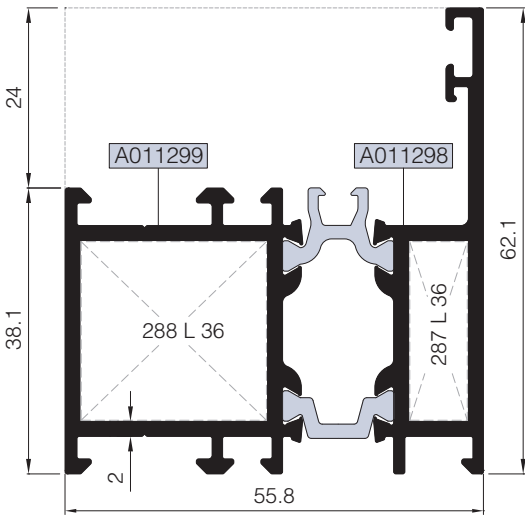
AMT56F01



AMT56F02



AMT56F03



Nr		L m	KESİM ÖLÇÜSÜ CUTTING SIZE	AKS. KODU ACS. CODE
AMT56F01	A011227	25 L 35 (A010076)	24,5 mm	310 L 35
	A011226	25 L 35 (A010076)	7,6 mm	287 L 35
AMT56F02	A011225	25 L 36 (A002397)	24,6 mm	288 L 36
	A011224	25 L 36 (A002397)	7,6 mm	287 L 36
AMT56F03	A011299	25 L 36 (A002397)	24,6 mm	288 L 36
	A011298	25 L 36 (A002397)	7,6 mm	287 L 36

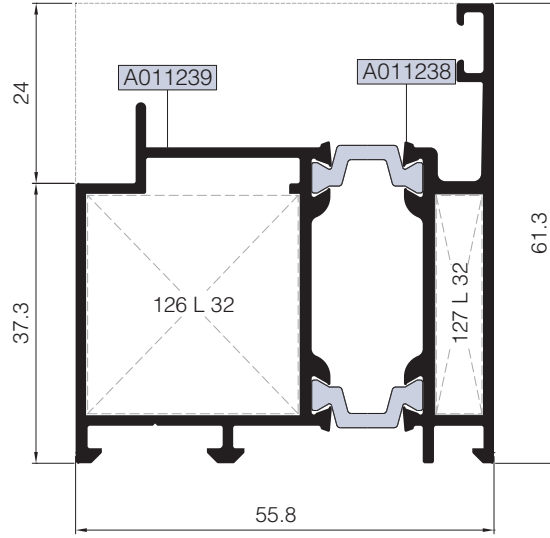
# HEMYÜZ KAPI KASA PROFİLLERİ

## FRAME PROFILES FOR FLUSH-FITTED DOOR

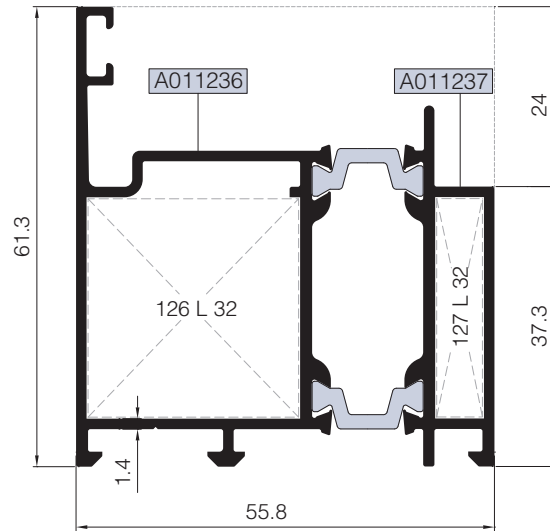
# RWT56

KOD / CODE	AĞIRLIK (kg/m) / WEIGHT	Jxx cm <sup>4</sup>	Jyy cm <sup>4</sup>	L m	
AMT56DF01	1,378	.....	.....	6	
AMT56DF02	1,368	.....	.....	6	

AMT56DF01\*



AMT56DF02\*\*



\*İÇE AÇILIM HEMYÜZ KAPI KASA PROFİLİ  
INWARD OPENING FLUSH DOOR FRAME PROFILE

\*\* DIŞA AÇILIM HEMYÜZ KAPI KASA PROFİLİ  
OUTWARD OPENING FLUSH DOOR FRAME PROFILE

Nr		L m	KESİM ÖLÇÜSÜ CUTTING SIZE	AKS. KODU ACS. CODE
AMT56DF01	A011239	25 L 32 (A002430)	28,1 mm	126 L 32
	A011238	25 L 32 (A002430)	6,1 mm	127 L 32
AMT56DF02	A011236	25 L 32 (A002430)	28,1 mm	126 L 32
	A011237	25 L 32 (A002430)	6,1 mm	127 L 32

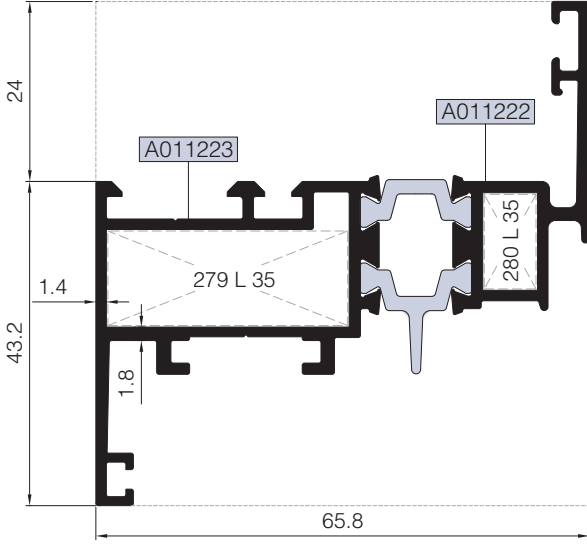
# KANAT PROFİLLERİ

## VENT PROFILES

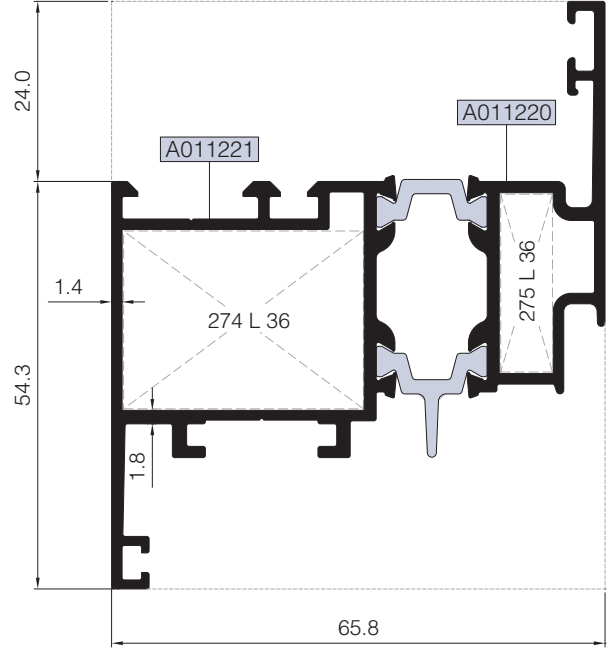
# RWT56

KOD / CODE	AĞIRLIK (kg/m) / WEIGHT	Jxx cm <sup>4</sup>	Jyy cm <sup>4</sup>	L m	
AMT56V01	1,319	17,232	7,684	6	
AMT56V02	1,532	20,495	14,135	6	
AMT56V03	1,741	23,702	25,395	6	

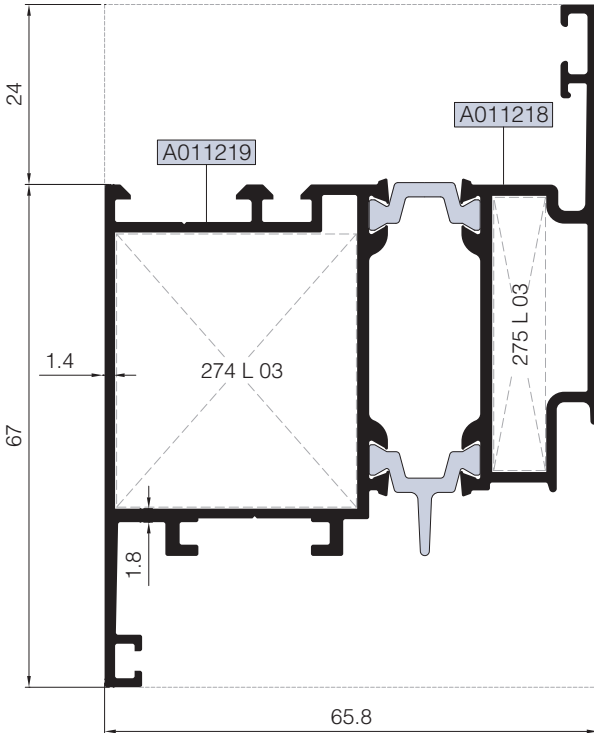
### AMT56V01



### AMT56V02



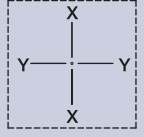
### AMT56V03



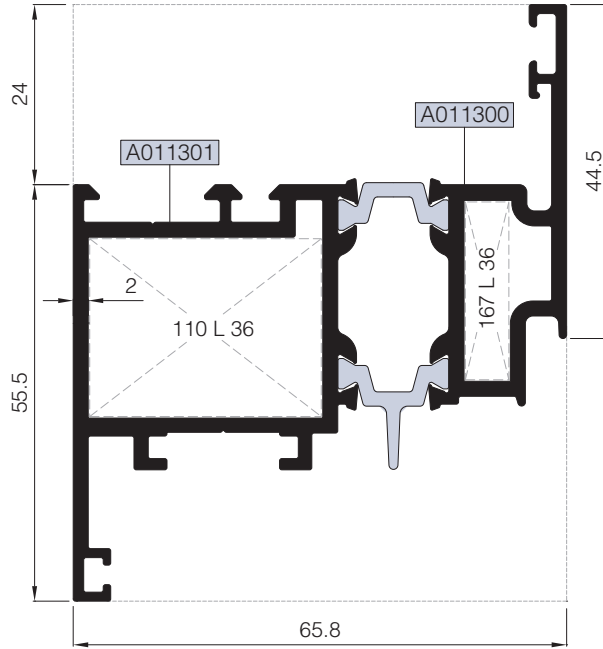
Nr		L m	KESİM ÖLÇÜSÜ CUTTING SIZE	AKS. KODU ACS. CODE
AMT56V01	A011223	25 L 35 (A010076)	32,0 mm	279 L 35
	A011222	25 L 35 (A010076)	6,9 mm	280 L 35
AMT56V02	A011221	25 L 36 (A002397)	31,9 mm	274 L 36
	A011220	25 L 36 (A002397)	6,8 mm	275 L 36
AMT56V03	A011219	25 L 03 (A002397)	31,9 mm	274 L 03
	A011218	25 L 03 (A002397)	6,8 mm	275 L 03



KOD / CODE	AĞIRLIK (kg/m) / WEIGHT	Jxx cm <sup>4</sup>	Jyy cm <sup>4</sup>	L m	
AMT56V04	1,865	25,321	16,834	6	



AMT56V04



01

02

03

04

05

06

07



08

09

10

11

12

Nr		 L m	KESİM ÖLÇÜSÜ CUTTING SIZE	 AKS. KODU ACS. CODE
AMT56V04	A011301	25 L 36 (A002397)	30,9 mm	110 L 36
	A011300	25 L 36 (A002397)	5,8	167 L 36

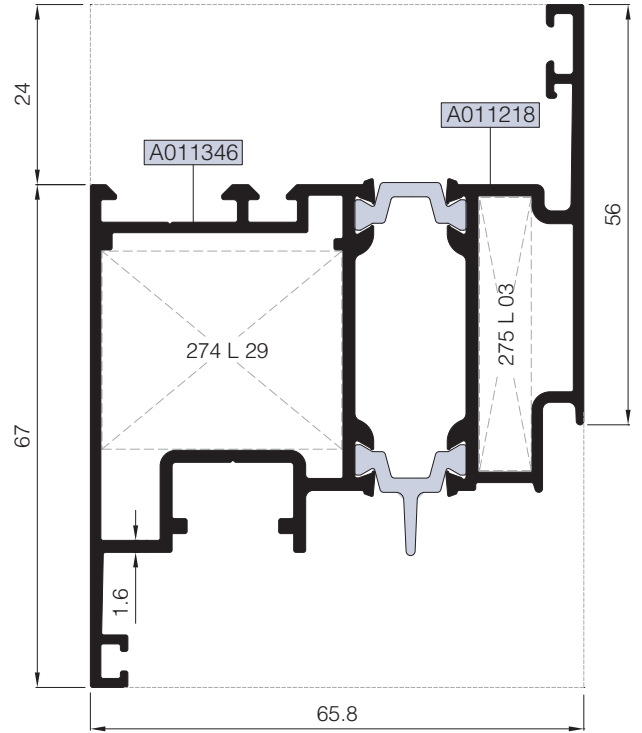
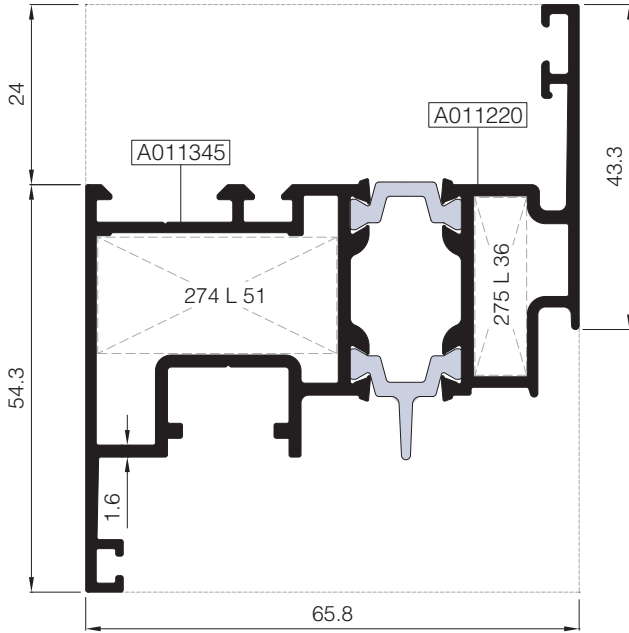
**KANAT PROFİLLERİ (PVC AKSESUARA UYGUN - 9 AKS)**  
**VENT PROFILES (FOR PVC ACCESSORIES - 9 AXLE)**

# RWT56

KOD / CODE	AĞIRLIK (kg/m) / WEIGHT	Jxx cm <sup>4</sup>	Jyy cm <sup>4</sup>	L m	
AMT56V05	1,576	20,795	13,726	6	
AMT56V06	1,792	24,225	25,038	6	

**AMT56V05**

**AMT56V06**



Nr		L m	KESİM ÖLÇÜSÜ CUTTING SIZE	AKS. KODU ACS. CODE
AMT56V05	A011345	25 L 51 (A010887)	31,9 mm	274 L 51
	A011220	25 L 36 (A002397)	6,8 mm	275 L 36
AMT56V06	A011346	25 L 29 (A010543)	31,9 mm	274 L 29
	A011218	25 L 03 (A002021)	6,8 mm	275 L 03

# HEMYÜZ KAPI KANAT PROFİLLERİ

## VENT PROFILES FOR FLUSH-FITTED DOOR

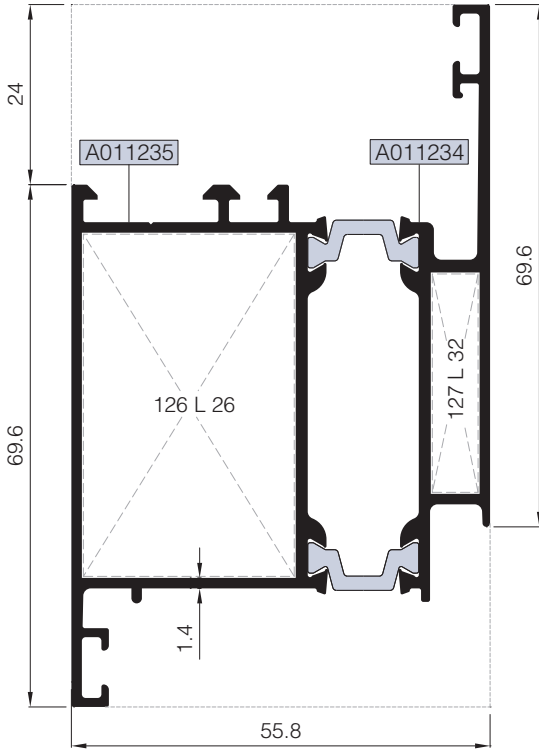
# RWT56

KOD / CODE	AĞIRLIK (kg/m) / WEIGHT	Jxx cm <sup>4</sup>	Jyy cm <sup>4</sup>	L m	
AMT56DV01	1,643	17,230	28,211	6	
AMT56DV03	2,008	21,575	33,558	6	

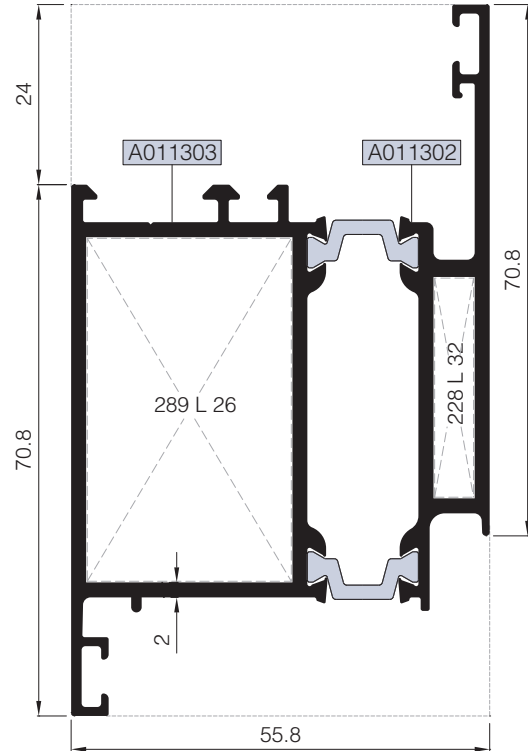
### İÇE AÇILIM HEMYÜZ KAPI KANAT PROFİLLERİ

#### INWARD OPENING FLUSH DOOR VENT PROFILES

AMT56DV01



AMT56DV03



Nr		L m	KESİM ÖLÇÜSÜ CUTTING SIZE	AKS. KODU ACS. CODE
AMT56DV01	A011235	25 L 26 (A010540)	28,1 mm	126 L 26
	A011234	25 L 32 (A002430)	6,1 mm	127 L 32
AMT56DV03	A011303	25 L 26 (A010540)	27,1 mm	289 L 26
	A011302	25 L 32 (A002430)	5,1 mm	228 L 32

# HEMYÜZ KAPI KANAT PROFİLLERİ

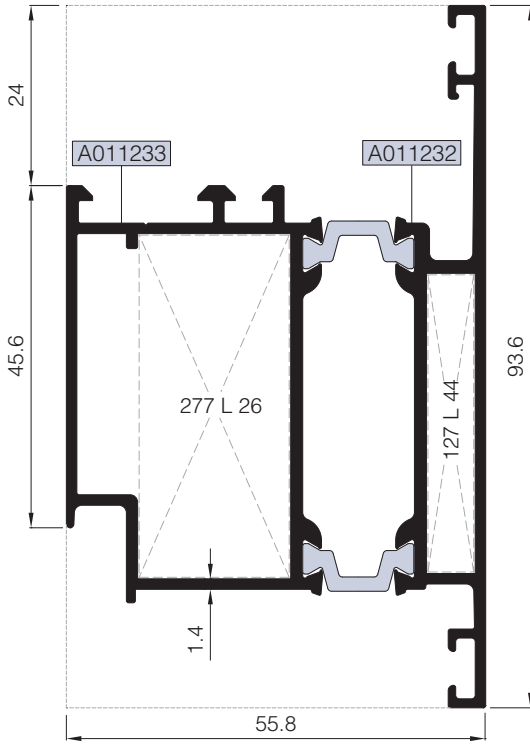
## VENT PROFILES FOR FLUSH-FITTED DOOR

# RWT56

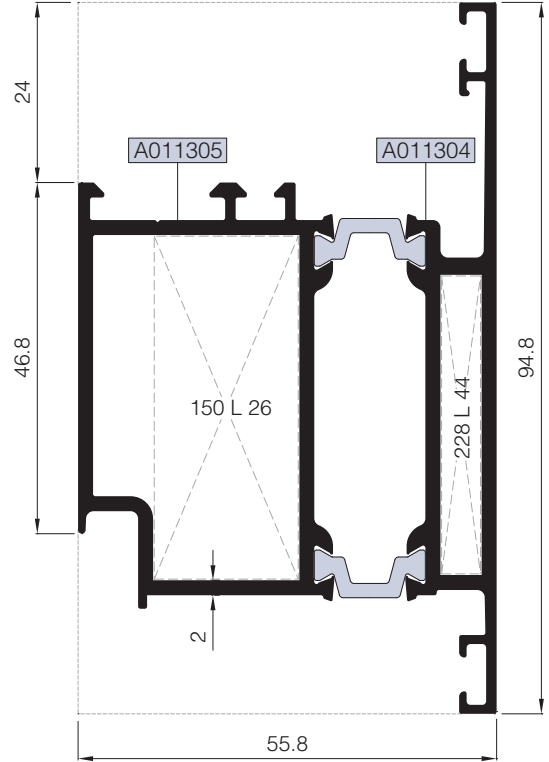
KOD / CODE	AĞIRLIK (kg/m) / WEIGHT	J <sub>xx</sub> cm <sup>4</sup>	J <sub>yy</sub> cm <sup>4</sup>	L m	
AMT56DV02	1,692	17,274	30,680	6	
AMT56DV04	2,045	20,290	33,596	6	

DIŞA AÇILIM HEMYÜZ KAPI KANAT PROFİLLERİ  
OUTWARD OPENING FLUSH DOOR VENT PROFILES

AMT56DV02



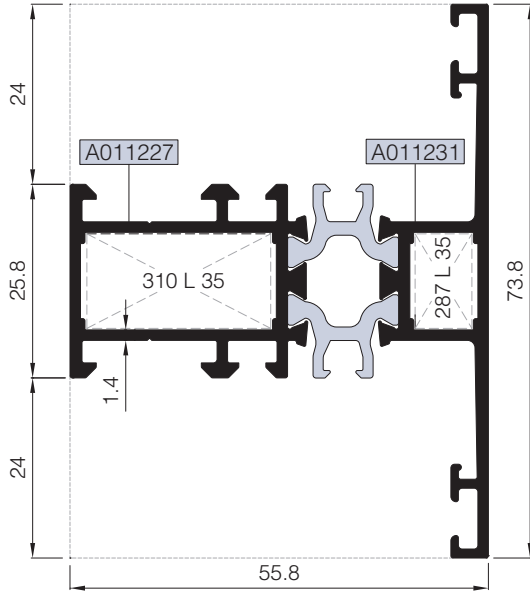
AMT56DV04



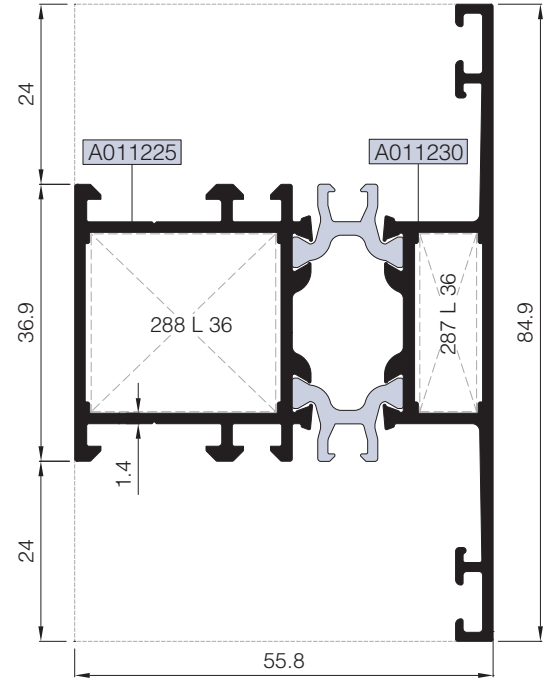
Nr		L m	KESİM ÖLÇÜSÜ CUTTING SIZE	AKS. KODU ACS. CODE
AMT56DV02	A011233	25 L 26 (A010540)	20,0 mm	277 L 26
	A011232	25 L 44 (A010786)	6,1 mm	127 L 44
AMT56DV04	A011305	25 L 26 (A010540)	19,1 mm	150 L 26
	A011304	25 L 44 (A010786)	5,1 mm	228 L 44

KOD / CODE	AĞIRLIK (kg/m) / WEIGHT	Jxx cm <sup>4</sup>	Jyy cm <sup>4</sup>	L m	
AMT56M01	1,297	11,924	9,261	6	
AMT56M02	1,496	13,955	16,017	6	
AMT56M03	1,695	16,233	27,518	6	

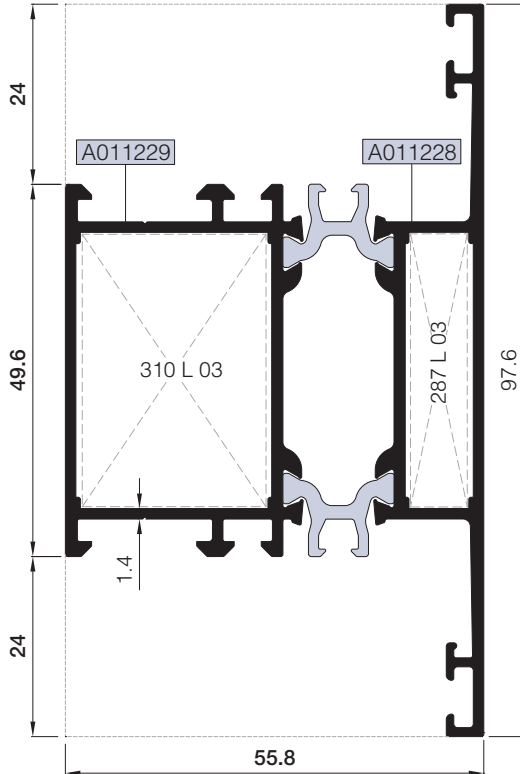
AMT56M01

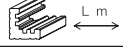



AMT56M02



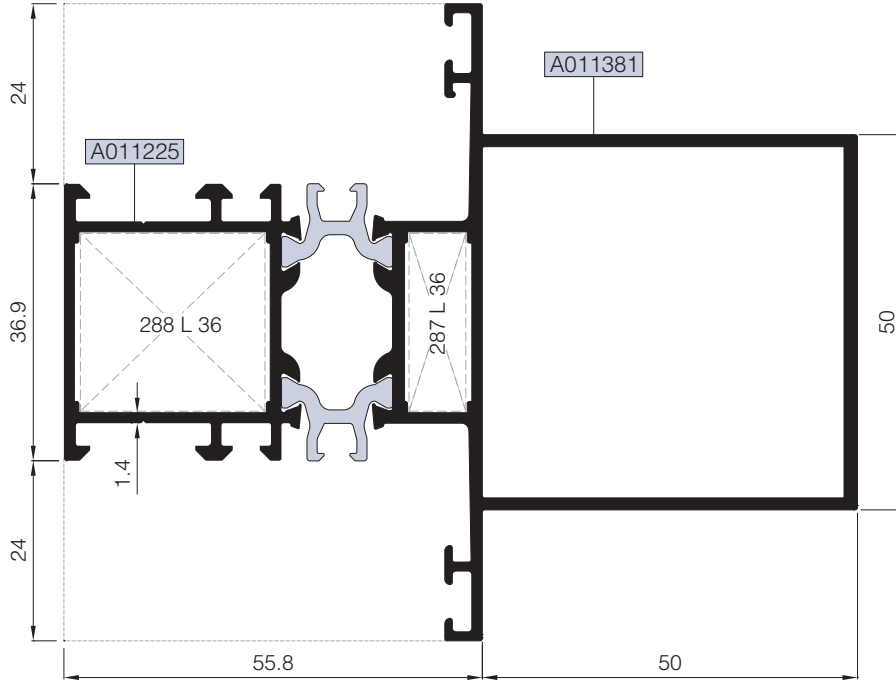
AMT56M03



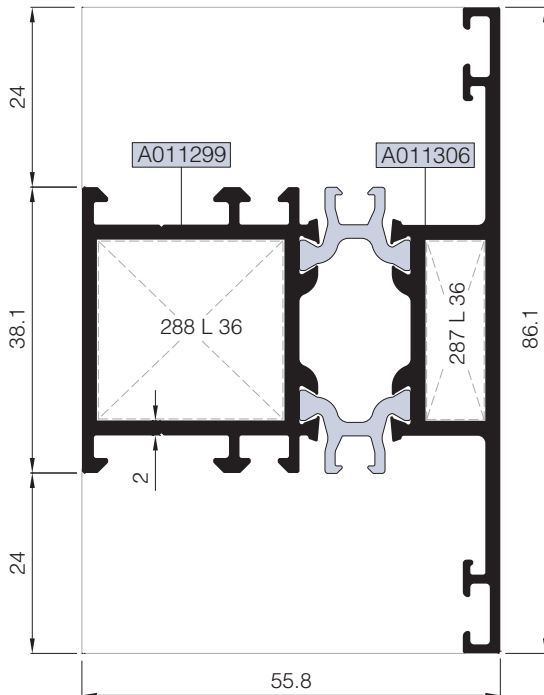
Nr	 L m	KESİM ÖLÇÜSÜ CUTTING SIZE	AKS. KODU ACS. CODE
AMT56M01	A011227 25 L 35 (A010076)	24,5 mm	310 L 35
	A011231 25 L 35 (A010076)	7,6 mm	287 L 35
AMT56M02	A011225 25 L 36 (A002397)	24,6 mm	288 L 36
	A011230 25 L 36 (A002397)	7,6 mm	287 L 36
AMT56M03	A011229 25 L 03 (A002021)	24,5 mm	310 L 03
	A011228 25 L 03 (A002021)	7,6 mm	287 L 03
Nr	 L m	KESİM ÖLÇÜSÜ CUTTING SIZE	AKS. KODU ACS. CODE
AMT56M01	A011227 25 J 27 (A011352)	12,6 mm	286 J 27
	A011231 25 J 43 (A011874)	12,6 mm	286 J 43
AMT56M02	A011225 25 J 27 (A011352)	23,7 mm	285 J 27
	A011230 25 J 43 (A011874)	23,7 mm	285 J 43
AMT56M03	A011229 25 J 27 (A011352)	36,4 mm	163 J 27
	A011228 25 J 43 (A011874)	36,4 mm	163 J 43

KOD / CODE	AĞIRLIK (kg/m) / WEIGHT	Jxx cm <sup>4</sup>	Jyy cm <sup>4</sup>	L m	
AMT56M06	1,791	17,308	18,550	6	
AMT56M07	2,165	55,880	26,938	6	

AMT56M07



AMT56M06

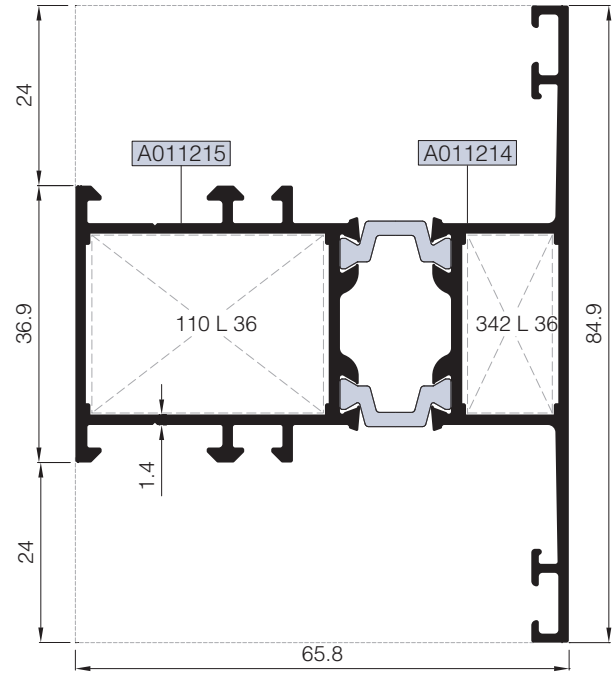
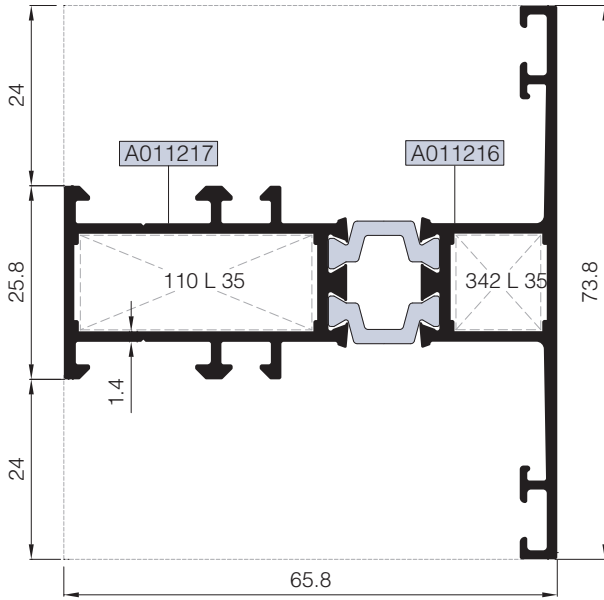


Nr		L m	KESİM ÖLÇÜSÜ CUTTING SIZE	AKS. KODU ACS. CODE
AMT56M06	A011299	25 L 36 (A002397)	24,6 mm	288 L 36
	A011306	25 L 36 (A002397)	7,6 mm	287 L 36
Nr		L m	KESİM ÖLÇÜSÜ CUTTING SIZE	AKS. KODU ACS. CODE
AMT56M06	A011299	25 J 27 (A011352)	23,7 mm	285 J 27
	A011306	25 J 43 (A011874)	23,7 mm	285 J 43
AMT56M07	A011225	25 J 27 (A011352)	23,7 mm	285 J 27
	A011381	25 J 43 (A011874)	23,7 mm	285 J 43

KOD / CODE	AĞIRLIK (kg/m) / WEIGHT	Jxx cm <sup>4</sup>	Jyy cm <sup>4</sup>	L m	
AMT56M04	1,332	17,869	9,405	6	
AMT56M05	1,532	20,618	16,468	6	

AMT56M04\*

AMT56M05\*



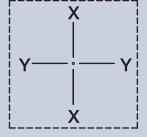
\*AMT56V01&V02&V03&V04&V05&V06 KANAT PROFİLLERİ İLE KULLANILIR  
USE WITH AMT56V01&V02&V03&V04&V05&V06 VENT PROFILES

Nr	L m	KESİM ÖLÇÜSÜ CUTTING SIZE	AKS. KODU ACS. CODE
AMT56M04	A011217	25 L 35 (A010076)	110 L 35
	A011216	25 L 35 (A010076)	342 L 35
AMT56M05	A011215	25 L 36 (A002397)	110 L 36
	A011214	25 L 36 (A002397)	342 L 36
Nr	L m	KESİM ÖLÇÜSÜ CUTTING SIZE	AKS. KODU ACS. CODE
AMT56M04	A011217	25 J 41 (A011872)	286 J 41
	A011216	25 J 42 (A011873)	286 J 42
AMT56M05	A011215	25 J 41 (A011872)	285 J 41
	A011214	25 J 42 (A011873)	285 J 42

OVAL KASA PROFİLLERİ  
OVAL FRAME PROFILES

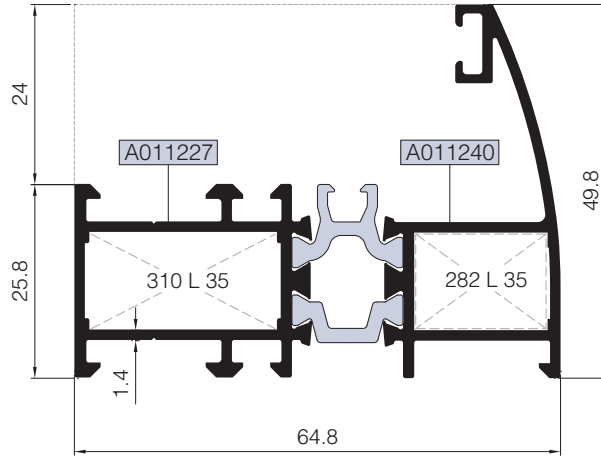
# RWT56

KOD / CODE	AĞIRLIK (kg/m) / WEIGHT	Jxx cm <sup>4</sup>	Jyy cm <sup>4</sup>	L m	
AMT56CF01	1,240	13,658	6,241	6	



- 01
- 02
- 03
- 04
- 05
- 06
- 07
- 08
- 09
- 10
- 11
- 12

## AMT56CF01



Nr		KESİM ÖLÇÜSÜ CUTTING SIZE	AKS. KODU ACS. CODE
AMT56CF01	A011227	25 L 35 (A010076)	310 L 35
	A011240	25 L 35 (A010076)	282 L 35

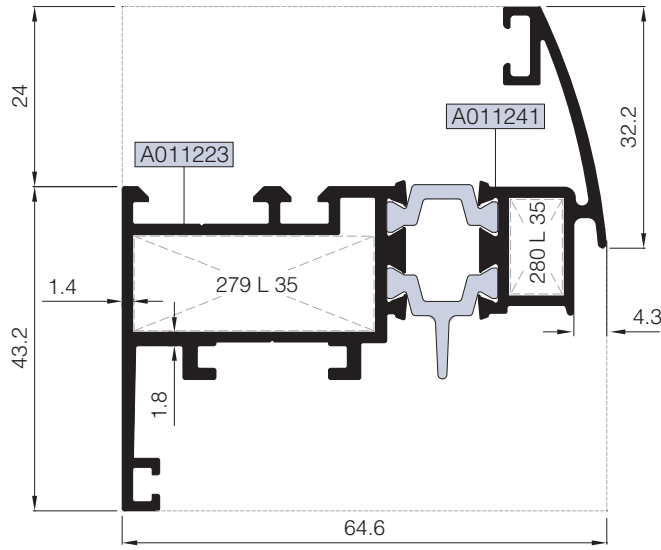


OVAL KASA PROFİLLERİ  
OVAL FRAME PROFILES

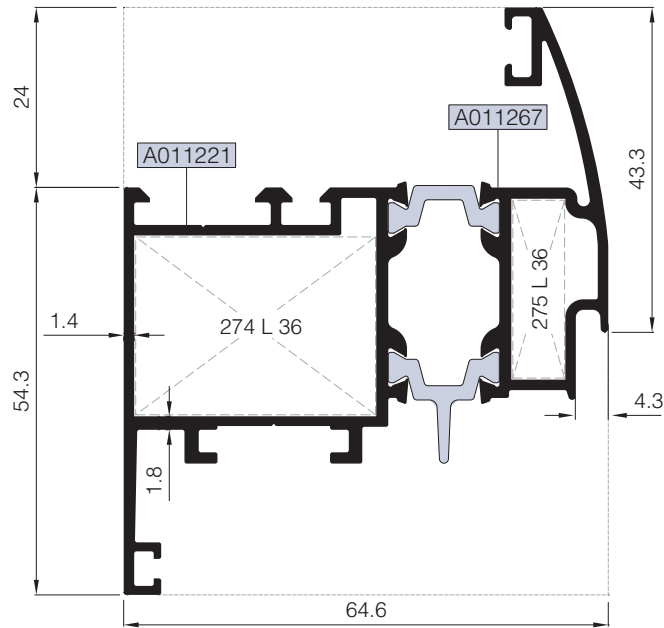
# RWT56

KOD / CODE	AĞIRLIK (kg/m) / WEIGHT	Jxx cm <sup>4</sup>	Jyy cm <sup>4</sup>	L m	
AMT56CV01	1,343	16,015	8,668	6	
AMT56CV02	1,549	19,063	15,474	6	

AMT56CV01



AMT56CV02

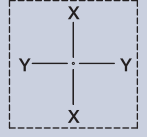


Nr		KESİM ÖLÇÜSÜ CUTTING SIZE	AKS. KODU ACS. CODE	
MT56CV01	A011223	25 L 35 (A010076)	32,0 mm	279 L 35
	A011241	25 L 35 (A010076)	6,9 mm	280 L 35
MT56CV02	A011221	25 L 36 (A002397)	31,9 mm	274 L 36
	A011267	25 L 36 (A002397)	6,8 mm	275 L 36

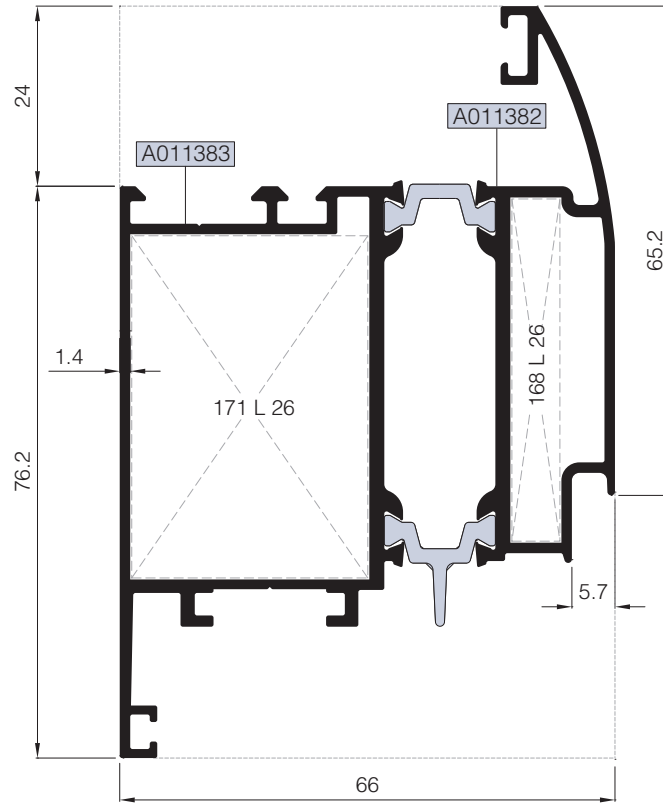
OVAL KAPI KANAT PROFİLLERİ  
OVAL VENT PROFILE FOR DOORS

RWT56

KOD / CODE	AĞIRLIK (kg/m) / WEIGHT	Jxx cm <sup>4</sup>	Jyy cm <sup>4</sup>	L m	
AMT56CDV01	2,013	25,461	39,445	6	



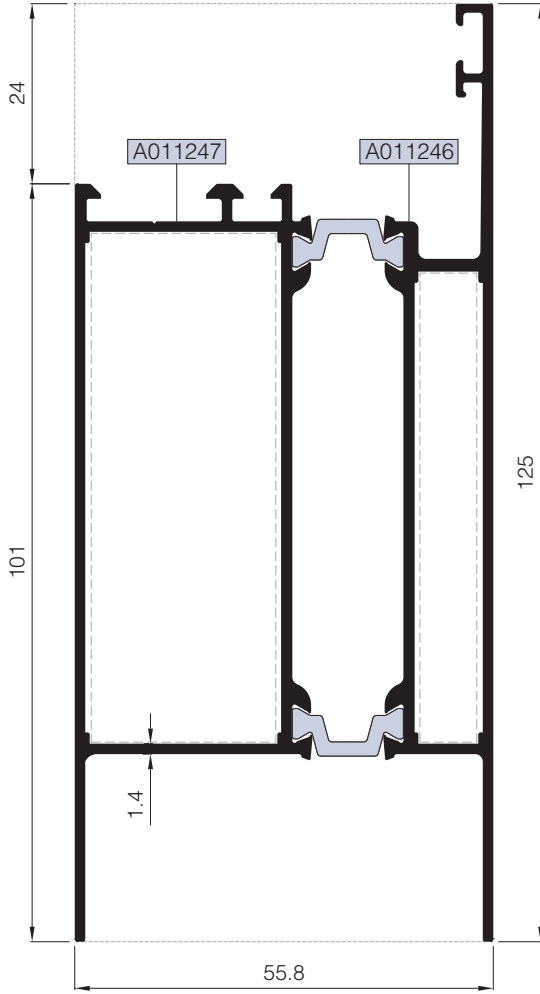
AMT56CDV01



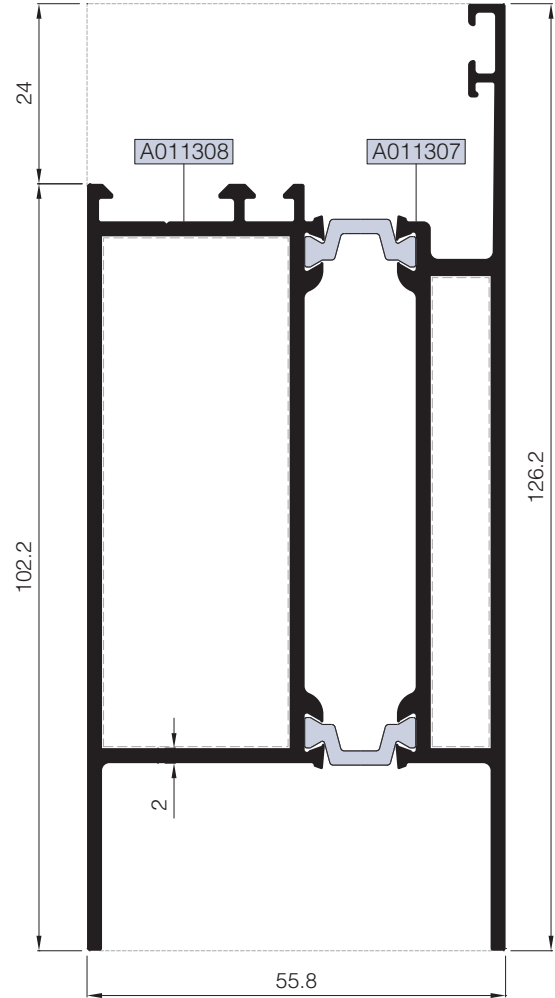
Nr		KESİM ÖLÇÜSÜ CUTTING SIZE	AKS. KODU ACS. CODE
AMT56CDV01	A011383	25 L 26 (A010540)	171 L 26
	A011382	25 L 26 (A010540)	168 L 26

KOD / CODE	AĐIRLIK (kg/m) / WEIGHT	Jxx cm <sup>4</sup>	Jyy cm <sup>4</sup>	L m	
AMT56K01	2,107	22,969	72,350	6	
AMT56K02	0,654	2,215	0,682	6	
AMT56K03	0,896	6,053	1,751	6	
AMT56K04	2,697	30,348	91,509	6	

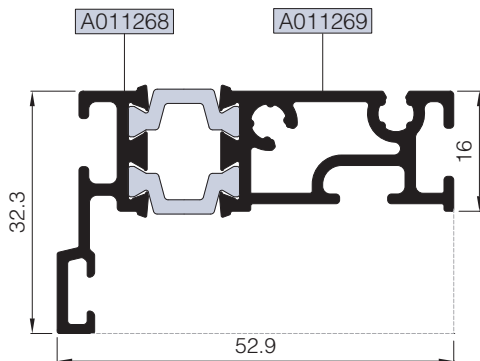
AMT56K01



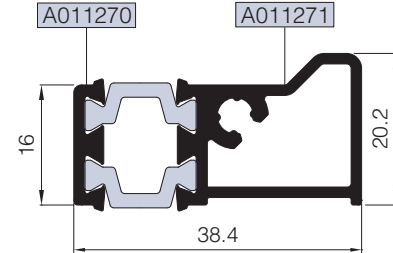
AMT56K04



AMT56K03



AMT56K02



Nr		L m	KESİM ÖLÇÜSÜ CUTTING SIZE	AKS. KODU ACS. CODE
AMT56K01	A011247	25 J 27 (A011352)	67,6 mm	284 J 27
	A011246	25 J 43 (A011874)	62,5 mm	283 J 43
AMT56K04	A011308	25 J 27 (A011352)	67,6 mm	284 J 27
	A011307	25 J 43 (A011874)	62,5 mm	283 J 43

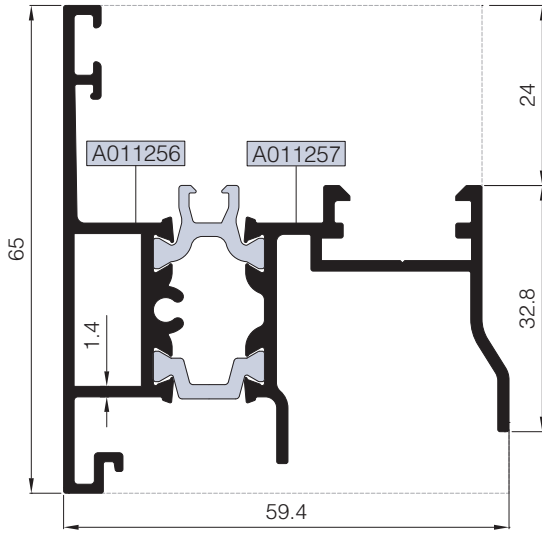
**ADAPTÖR VE TİJ PROFİLLERİ**  
**ADAPTER AND SLIDING ROD PROFILES**

# RWT56

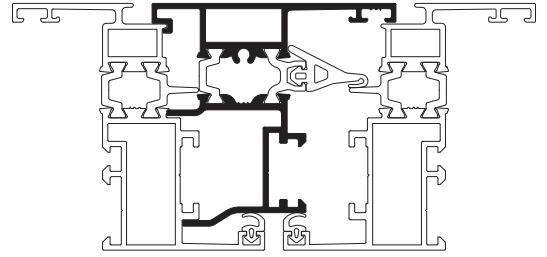
KOD / CODE	AĞIRLIK (kg/m) / WEIGHT	Jxx cm <sup>4</sup>	Jyy cm <sup>4</sup>	L m	
AMT56A04	1,262	11,489	8,361	6	
MT65 A 01	0,273	.....	.....	6	
25 I 06	0,104	.....	.....	6	

- 01
- 02
- 03
- 04
- 05
- 06
- 07
- 08
- 09
- 10
- 11
- 12

**AMT56A04**

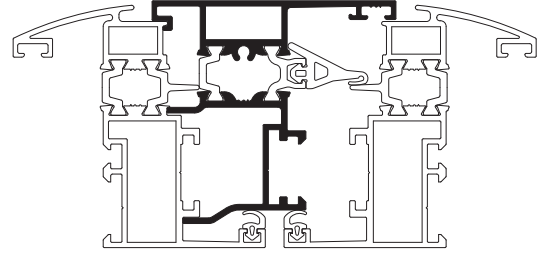


**AMT56A04**



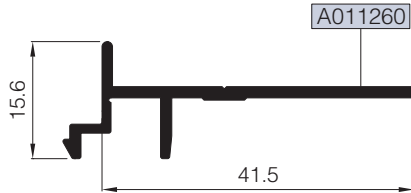
Ölçek/Scale: 1/2

**AMT56A04**

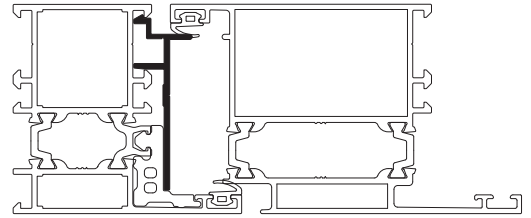


Ölçek/Scale: 1/2

**MT65 A 01**

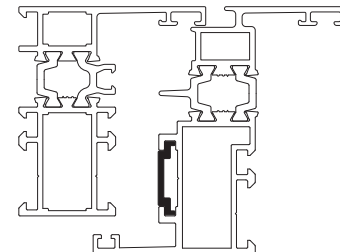
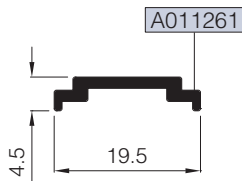


**MT65 A 01**



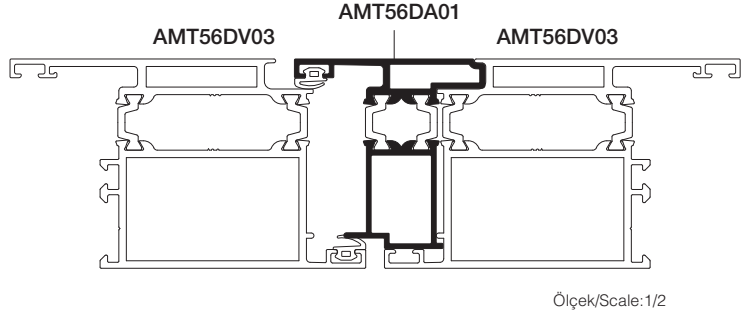
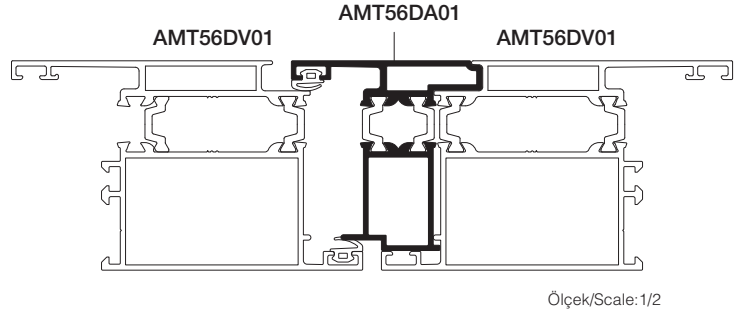
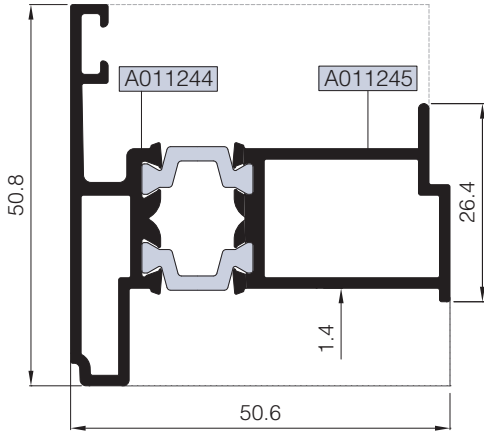
Ölçek/Scale: 1/2

**25 I 06**



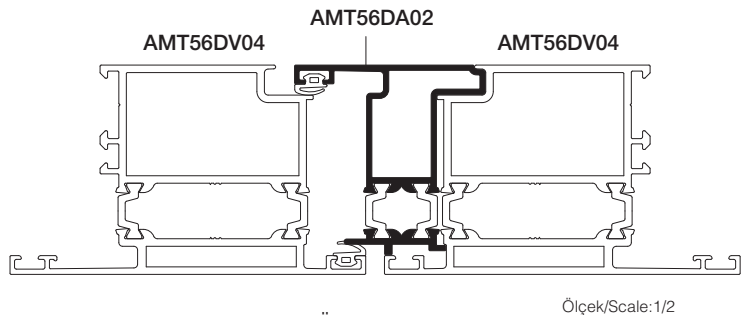
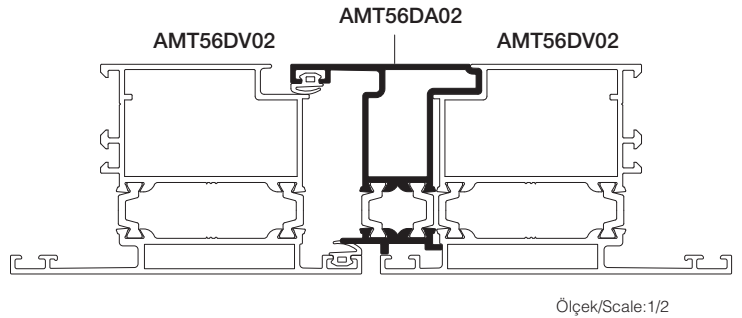
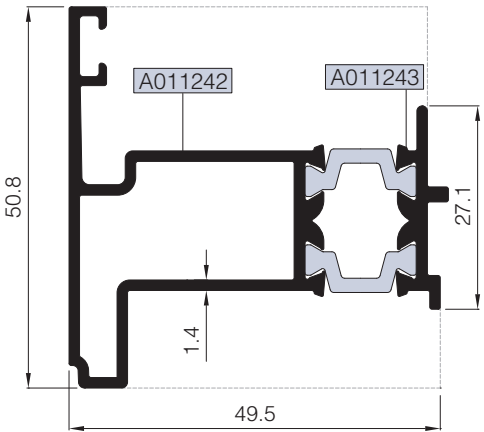
KOD / CODE	AĞIRLIK (kg/m) / WEIGHT	Jxx cm <sup>4</sup>	Jyy cm <sup>4</sup>	L m	
AMT56DA01	1,017	7,401	4,118	6	
AMT56DA02	0,964	7,550	4,082	6	

AMT56DA01



İÇE AÇILIM HEMİYÜZ KAPI  
INWARD OPENING FLUSH DOOR

AMT56DA02



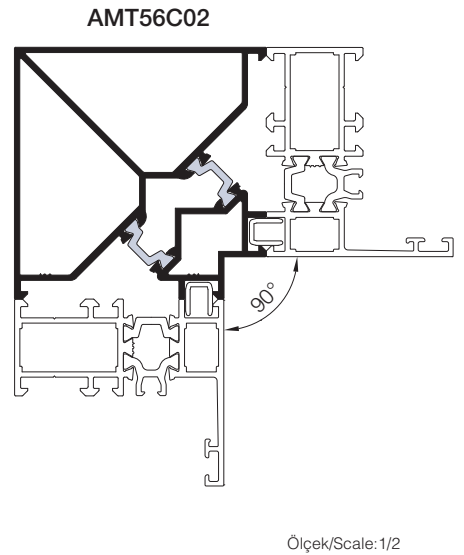
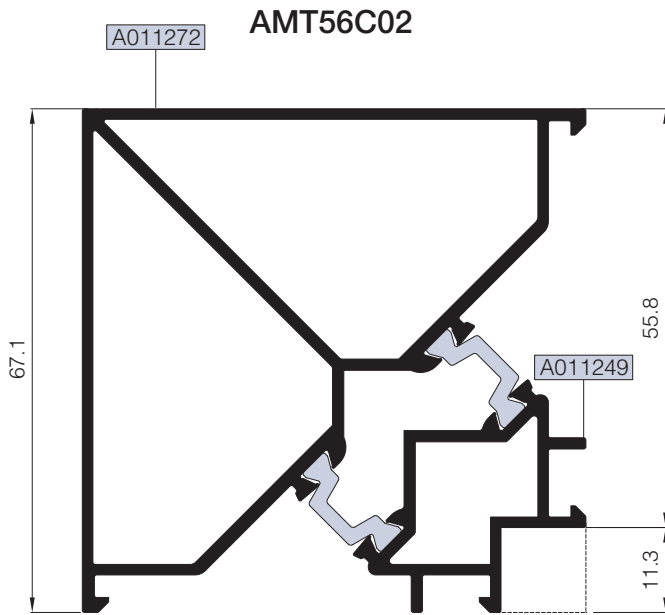
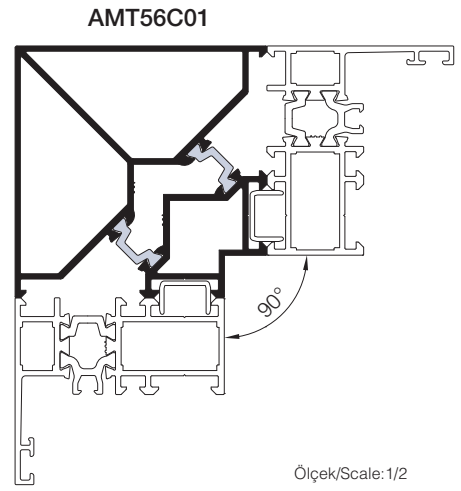
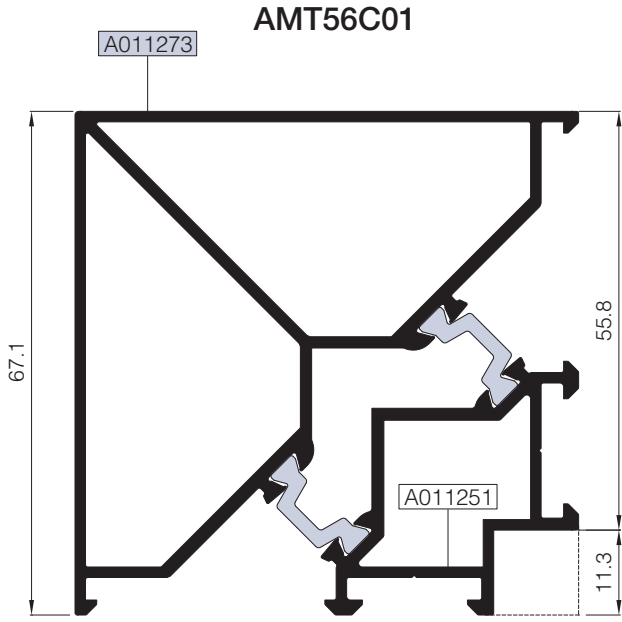
DIŞA AÇILIM HEMİYÜZ KAPI  
OUTWARD OPENING FLUSH DOOR

# KÖŞE DÖNÜŞ PROFİLLERİ

## CORNER PROFILES

# RWT56

KOD / CODE	AĞIRLIK (kg/m) / WEIGHT	Jxx cm4	Jyy cm4	L m	
AMT56C01	1,856	22,228	29,632	6	
AMT56C02	1,787	21,971	29,256	6	

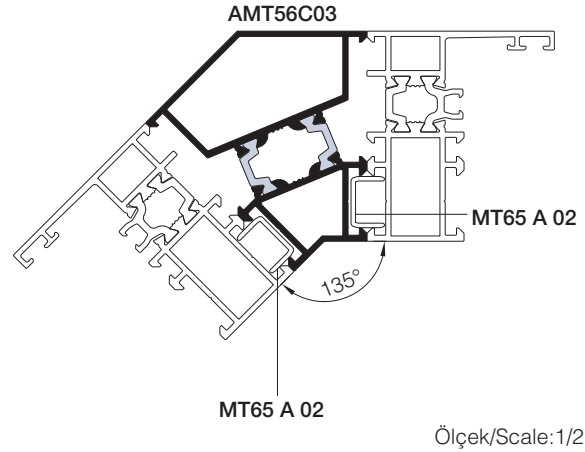
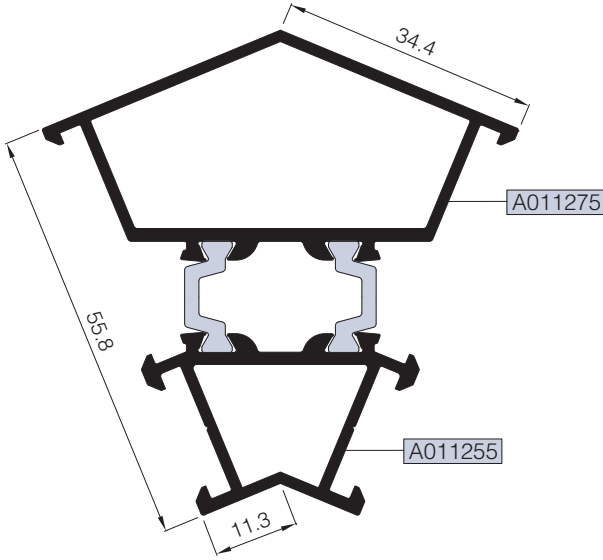


KÖŞE DÖNÜŞ PROFİLLERİ  
CORNER PROFILES

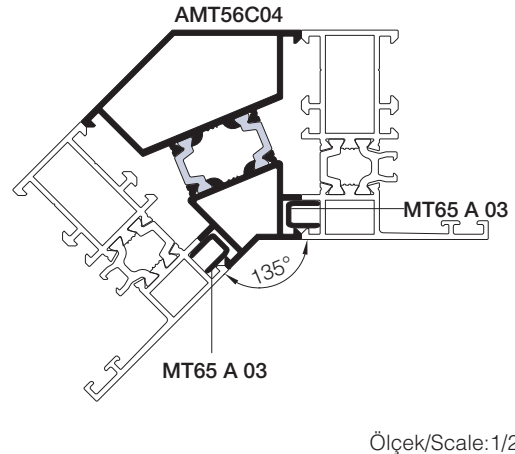
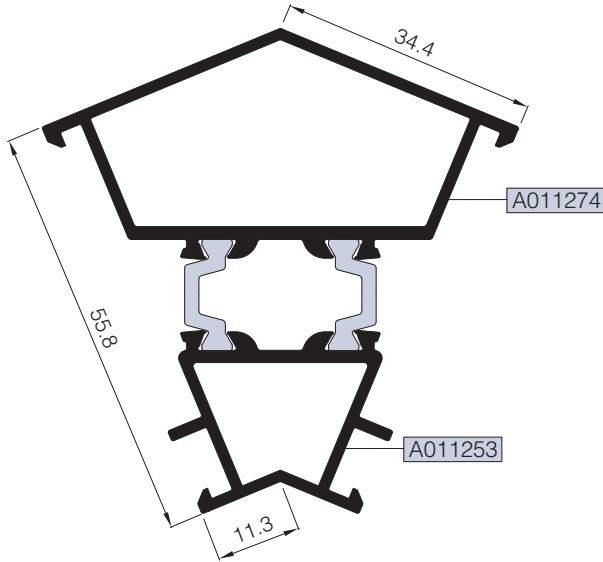
RWT56

KOD / CODE	AĞIRLIK (kg/m) / WEIGHT	Jxx cm <sup>4</sup>	Jyy cm <sup>4</sup>	L m	
AMT56C03	1,259	6,593	14,247	6	
AMT56C04	1,232	6,477	14,264	6	
AMT65A02	0,090	.....	.....	6	
AMT65A03	0,069	.....	.....	6	

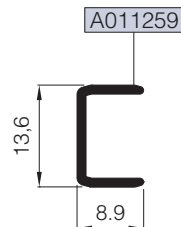
AMT56C03



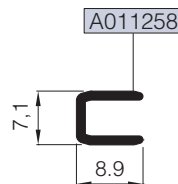
AMT56C04



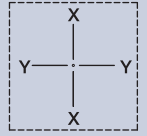
MT65 A 02



MT65 A 03



KOD / CODE	AĞIRLIK (kg/m) / WEIGHT	Jxx cm4	Jyy cm4	L m
24 G 13	0,296	.....	.....	6
24 G 14	0,315	.....	.....	6
24 G 15	0,334	.....	.....	6
24 G 16	0,353	.....	.....	6



01

02

03

04

05

06

07

08

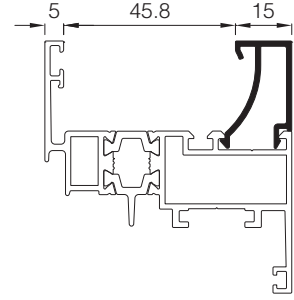
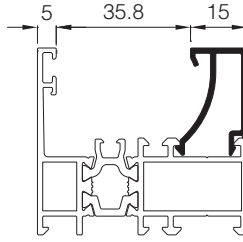
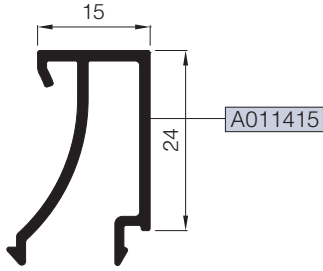
09

10

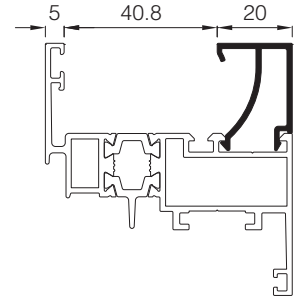
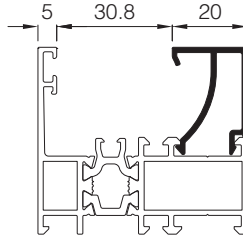
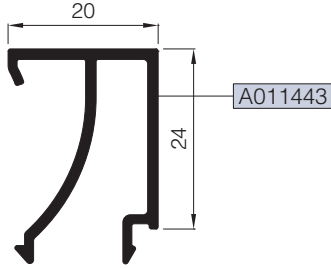
11

12

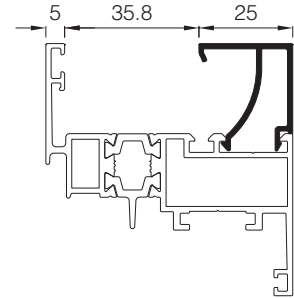
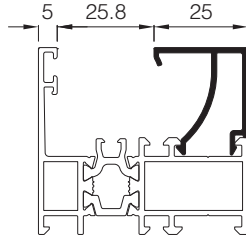
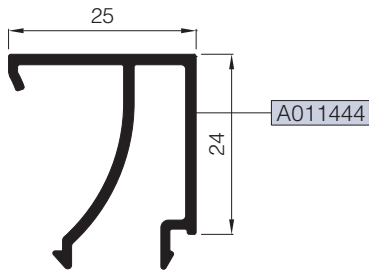
24 G 13



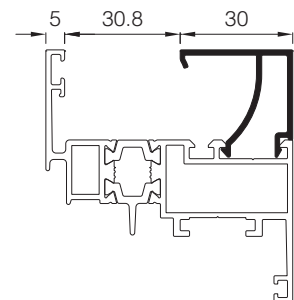
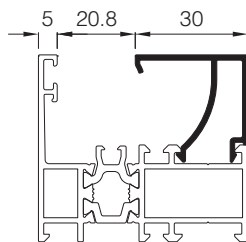
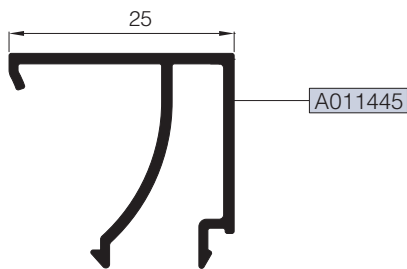
24 G 14



24 G 15



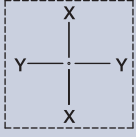
24 G 16

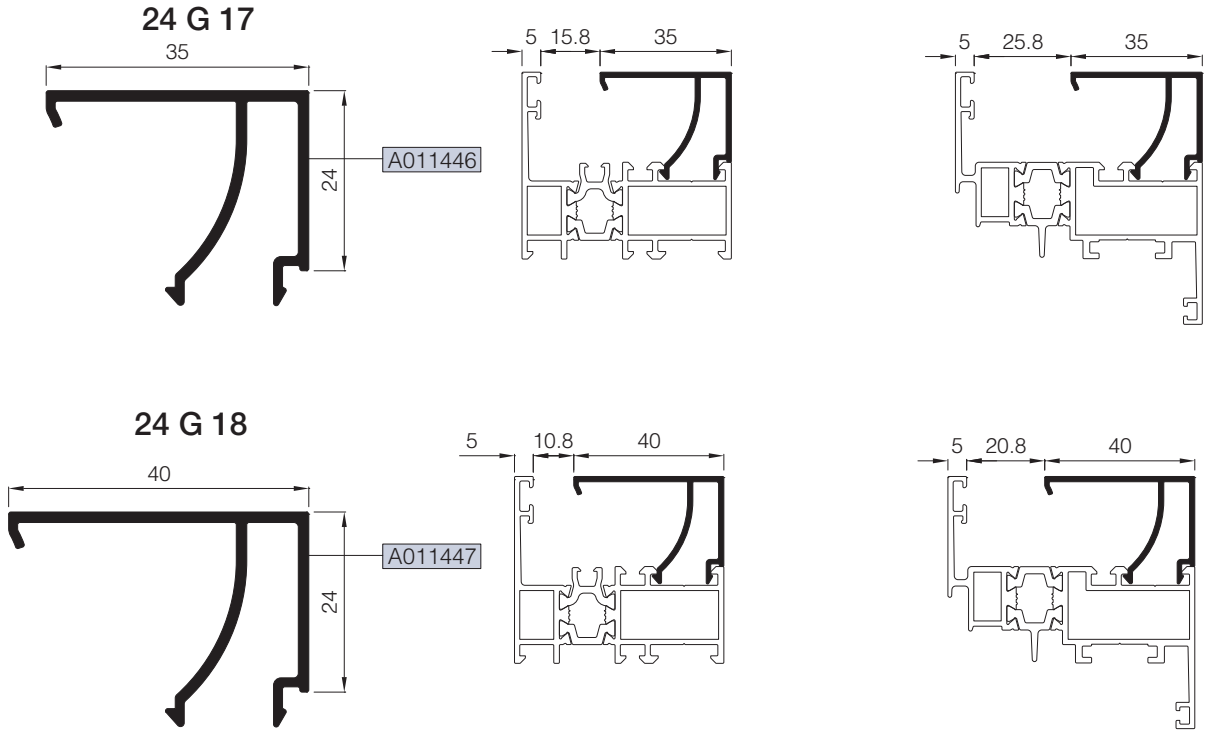




**CAM ÇITA PROFİLLERİ**  
**GLAZING BEAD PROFILES**

# RWT56

KOD / CODE	AĞIRLIK (kg/m) / WEIGHT	Jxx cm <sup>4</sup>	Jyy cm <sup>4</sup>	L m	
24 G 17	0,372	.....	.....	6	
24 G 18	0,391	.....	.....	6	



01

02

03

04

05

06

07

08

09

10

11

12

01

UYGULANAN PROFİLLER: AMT56F01-AMT56F02-AMT56F03-AMT56DV01-AMT56DV02-AMT56DV03-AMT56DV04-AMT56CDV01- AMT56CF01-AMT56CV01-AMT56CV02-AMT56M01-AMT56M02-AMT56M03-AMT56M06-AMT56K01-AMT56K04

USE WITH: AMT56F01-AMT56F02-AMT56F03-AMT56DV01-AMT56DV02-AMT56DV03-AMT56DV04-AMT56CDV01-AMT56CF01-AMT56CV01-AMT56CV02--AMT56M01-AMT56M02-AMT56M03-AMT56M06-AMT56K01-AMT56K04

02

03

04

05

06

07

08

09

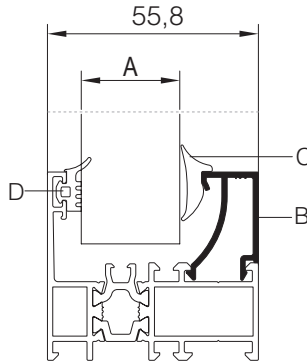
10

11

12

B CAM ÇİTASI GLAZING BEAD	C İÇ CAM FİTİLİ GLAZING GASKET	A CAM KALINLIĞI GLASS THICKNESS	D DIŞ CAM FİTİLİ GLAZING GASKET
24 G 13	01.17.20	29 mm	01.11.15
24 G 13	01.17.05	28 mm	01.11.15
24 G 13	01.17.14	27 mm	01.11.15
24 G 13	01.17.15	26 mm	01.11.15
24 G 13	01.17.21	25 mm	01.11.15
24 G 14	01.17.20	24 mm	01.11.15
24 G 14	01.17.05	23 mm	01.11.15
24 G 14	01.17.14	22 mm	01.11.15
24 G 14	01.17.15	21 mm	01.11.15
24 G 14	01.17.21	20 mm	01.11.15
24 G 15	01.17.20	19 mm	01.11.15
24 G 15	01.17.05	18 mm	01.11.15
24 G 15	01.17.14	17 mm	01.11.15
24 G 15	01.17.15	*16 mm	01.11.15
24 G 15	01.17.21	*15 mm	01.11.15
24 G 16	01.17.20	*14 mm	01.11.15
24 G 16	01.17.05	*13 mm	01.11.15
24 G 16	01.17.14	*12 mm	01.11.15
24 G 16	01.17.15	*11 mm	01.11.15
24 G 16	01.17.21	*10 mm	01.11.15

B CAM ÇİTASI GLAZING BEAD	C İÇ CAM FİTİLİ GLAZING GASKET	A CAM KALINLIĞI GLASS THICKNESS	D DIŞ CAM FİTİLİ GLAZING GASKET
24 G 17	01.17.20	*9 mm	01.11.15
24 G 17	01.17.05	*8 mm	01.11.15
24 G 17	01.17.14	*7 mm	01.11.15
24 G 17	01.17.15	*6 mm	01.11.15
24 G 17	01.17.21	*5 mm	01.11.15
24 G 18	01.17.20	*4 mm	01.11.15



CAM MONTAJINDA SADECE BU SİSTEM İÇİN TASARLANAN VE ÜRETİLEN FİTİLLER KULLANILMALIDIR. FARKLI MALZEME KULLANIMLARI İŞLEVSEL VE TASARIMSAL SORUNLARA SEBEP OLABİLİR. THE GASKETS USED DURING INSTALLING THE GLASS SHOULD BE ONLY THE ONES CREATED FOR THIS SYSTEM, THE USE OF OTHER MATERIALS MAY CAUSE FUNCTIONAL AND DESIGN PROBLEMS.

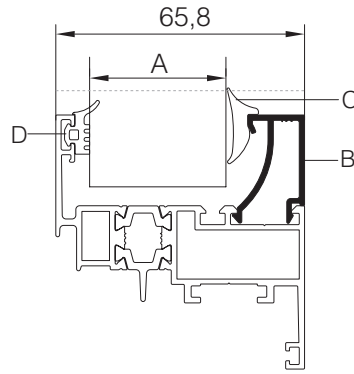
TABLODA VERİLEN CAM KALINLIKLARI TEORİK OLUP SİSTEMİN ISI PERFORMANS KRİTERLERİNDEN BAĞIMSIZDIR. YALITIMLI SİSTEMLERDE TEK CAMLI(\*) KOMBİNASYONLAR ÖNERİLMEZ. THE GLASS THICKNESSES IN THE TABLE ARE THEORETICAL AND INDEPENDENT FROM THERMAL PERFORMANCE CRITERIA OF THE SYSTEM. SINGLE GLAZING(\*) IS NOT RECOMMENDED FOR INSULATED SYSTEMS

YUKARIDA VERİLEN TABLODA CAM-FİTİL VE PROFİL İLİŞKİSİ TEORİK OLUP PROFİL VE CAM TOLERANSLARINDAN KAYNAKLI ÖLÇÜ FAKLİLİKLERİ OLUŞABİLİR. THE RELATIONSHIP BETWEEN GLASS-GASKET AND PROFILE PROVIDED IN THE TABLE IS THEORETICAL. IT MAY OCCUR SIZE DIFFERENCES FROM THE TOLERANCES OF PROFILE AND GLASS.

UYGULANAN PROFİLLER: AMT56V01-AMT56V02-AMT56V03-AMT56V04-AMT56V05-AMT56V06-AMT56M04-AMT56M05  
USE WITH: AMT56V01-AMT56V02-AMT56V03-AMT56V04-AMT56V05-AMT56V06-AMT56M04-AMT56M05

B CAM ÇİTASI GLAZING BEAD	C İÇ CAM FİTİLİ GLAZING GASKET	A CAM KALINLIĞI GLASS THICKNESS	D DIŞ CAM FİTİLİ GLAZING GASKET
24 G 13	01.17.20	39 mm	01.11.15
24 G 13	01.17.05	38 mm	01.11.15
24 G 13	01.17.14	37 mm	01.11.15
24 G 13	01.17.15	36 mm	01.11.15
24 G 13	01.17.21	35 mm	01.11.15
24 G 14	01.17.20	34 mm	01.11.15
24 G 14	01.17.05	33 mm	01.11.15
24 G 14	01.17.14	32 mm	01.11.15
24 G 14	01.17.15	31 mm	01.11.15
24 G 14	01.17.21	30 mm	01.11.15
24 G 15	01.17.20	29 mm	01.11.15
24 G 15	01.17.05	28 mm	01.11.15
24 G 15	01.17.14	27 mm	01.11.15
24 G 15	01.17.15	26 mm	01.11.15
24 G 15	01.17.21	25 mm	01.11.15
24 G 16	01.17.20	24 mm	01.11.15
24 G 16	01.17.05	23 mm	01.11.15
24 G 16	01.17.14	22 mm	01.11.15
24 G 16	01.17.15	21 mm	01.11.15
24 G 16	01.17.21	20 mm	01.11.15

B CAM ÇİTASI GLAZING BEAD	C İÇ CAM FİTİLİ GLAZING GASKET	A CAM KALINLIĞI GLASS THICKNESS	D DIŞ CAM FİTİLİ GLAZING GASKET
24 G 17	01.17.20	19 mm	01.11.15
24 G 17	01.17.05	18 mm	01.11.15
24 G 17	01.17.14	17 mm	01.11.15
24 G 17	01.17.15	*16 mm	01.11.15
24 G 17	01.17.21	*15 mm	01.11.15
24 G 18	01.17.20	*14 mm	01.11.15
24 G 18	01.17.05	*13 mm	01.11.15
24 G 18	01.17.14	*12 mm	01.11.15
24 G 18	01.17.15	*11 mm	01.11.15
24 G 18	01.17.21	*10 mm	01.11.15



CAM MONTAJINDA SADECE BU SİSTEM İÇİN TASARLANAN VE ÜRETİLEN FİTİLLER KULLANILMALIDIR. FARKLI MALZEME KULLANIMLARI İŞLEVSEL VE TASARIMSAL SORUNLARA SEBEP OLABİLİR.  
THE GASKETS USED DURING INSTALLING THE GLASS SHOULD BE ONLY THE ONES CREATED FOR THIS SYSTEM, THE USE OF OTHER MATERIALS MAY CAUSE FUNCTIONAL AND DESIGN PROBLEMS.

TABLODA VERİLEN CAM KALINLIKLARI TEORİK OLUP SİSTEMİN ISI PERFORMANS KRİTERLERİNDEN BAĞIMSIZDIR. YALITIMLI SİSTEMLERDE TEK CAMLI(\*) KOMBİNASYONLAR ÖNERİLMEZ.  
THE GLASS THICKNESSES IN THE TABLE ARE THEORETICAL AND INDEPENDENT FROM THERMAL PERFORMANCE CRITERIA OF THE SYSTEM. SINGLE GLAZING(\*) IS NOT RECOMMENDED FOR INSULATED SYSTEMS

YUKARIDA VERİLEN TABLODA CAM-FİTİL VE PROFİL İLİŞKİSİ TEORİK OLUP PROFİL VE CAM TOLERANSLARINDAN KAYNAKLI ÖLÇÜ FAKLİLİKLERİ OLUŞABİLİR.  
THE RELATIONSHIP BETWEEN GLASS-GASKET AND PROFILE PROVIDED IN THE TABLE IS THEORETICAL. IT MAY OCCUR SIZE DIFFERENCES FROM THE TOLERANCES OF PROFILE AND GLASS.

01	PROFİL KODU (PROFILE CODE)	25 L 03	25 L 26	25 L 29	25 L 32
	FABRİKA KODU (FACTORY CODE)	A002021	A010540	A010543	A002430
	AĞIRLIK (WEIGHT)	4,315 kg/m	4,870 kg/m	3,582 kg/m	3,702 kg/m
02	ÇİZİM (DRAWING)				
03	PROFİL KODU (PROFILE CODE)	25 L 35	25 L 36	25 L 44	25 L 51
	FABRİKA KODU (FACTORY CODE)	A010076	A002397	A010786	A010887
	AĞIRLIK (WEIGHT)	4,192 kg/m	3,229 kg/m	6,652 kg/m	4,409 kg/m
04	ÇİZİM (DRAWING)				
05					

Nr			KESİM ÖLÇÜSÜ CUTTING SIZE	AKS. KODU ACS. CODE
AMT56F01	A011227	25 L 35 (A010076)	24,5 mm	310 L 35
	A011226	25 L 35 (A010076)	7,6 mm	287 L 35
AMT56F02	A011225	25 L 36 (A002397)	24,6 mm	288 L 36
	A011224	25 L 36 (A002397)	7,6 mm	287 L 36
AMT56F03	A011299	25 L 36 (A002397)	24,6 mm	288 L 36
	A011298	25 L 36 (A002397)	7,6 mm	287 L 36
AMT56DF01	A011239	25 L 32 (A002430)	28,1 mm	126 L 32
	A011238	25 L 32 (A002430)	6,1 mm	127 L 32
AMT56DF02	A011236	25 L 32 (A002430)	28,1 mm	126 L 32
	A011237	25 L 32 (A002430)	6,1 mm	127 L 32
AMT56V01	A011223	25 L 35 (A010076)	32,0 mm	279 L 35
	A011222	25 L 35 (A010076)	6,9 mm	280 L 35
AMT56V02	A011221	25 L 36 (A002397)	31,9 mm	274 L 36
	A011220	25 L 36 (A002397)	6,8 mm	275 L 36
AMT56V03	A011219	25 L 03 (A002021)	31,9 mm	274 L 03
	A011218	25 L 03 (A002021)	6,8 mm	275 L 03
AMT56V04	A011301	25 L 36 (A002397)	30,9 mm	110 L 36
	A011300	25 L 36 (A002397)	5,8 mm	167 L 36
AMT56V05	A011345	25 L 51 (A010887)	31,9 mm	274 L 51
	A011220	25 L 36 (A002397)	6,8 mm	275 L 36
AMT56V06	A011346	25 L 29 (A010543)	31,9 mm	274 L 29
	A011218	25 L 03 (A002021)	6,8 mm	275 L 03
AMT56DV01	A011235	25 L 26 (A010540)	28,1 mm	126 L 26
	A011234	25 L 32 (A002430)	6,1 mm	127 L 32
AMT56DV02	A011233	25 L 26 (A010540)	20,0 mm	277 L 26
	A011232	25 L 44 (A010786)	6,1 mm	127 L 44
AMT56DV03	A011303	25 L 26 (A010540)	27,1 mm	289 L 26
	A011302	25 L 32 (A002430)	5,1 mm	228 L 32

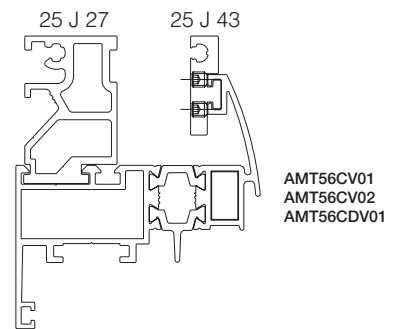
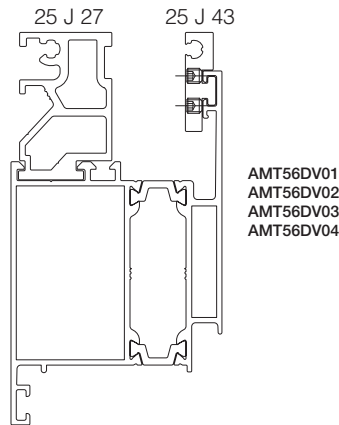
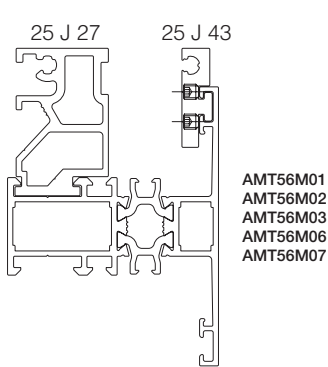
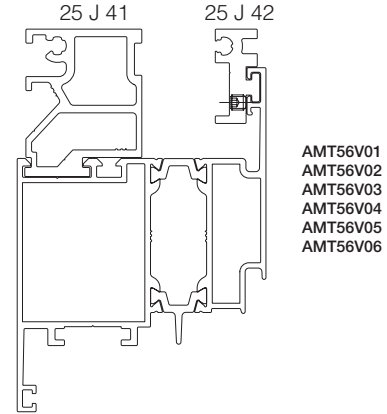
Nr			KESİM ÖLÇÜSÜ CUTTING SIZE	AKS. KODU ACS. CODE
AMT56DV04	A011305	25 L 26 (A010540)	19,1 mm	150 L 26
	A011304	25 L 44 (A010786)	5,1 mm	228 L 44
AMT56CF01	A011227	25 L 35 (A010076)	24,5 mm	310 L 35
	A011240	25 L 35 (A010076)	17,4 mm	282 L 35
AMT56CV01	A011223	25 L 35 (A010076)	32,0 mm	279 L 35
	A011241	25 L 35 (A010076)	6,9 mm	280 L 35
AMT56CV02	A011221	25 L 36 (A002397)	31,9 mm	274 L 36
	A011267	25 L 36 (A002397)	6,8 mm	275 L 36
AMT56CDV01	A011383	25 L 26 (A010540)	31,6 mm	171 L 26
	A011382	25 L 26 (A010540)	6,4 mm	168 L 26
AMT56M01	A011227	25 L 35 (A010076)	24,5 mm	310 L 35
	A011231	25 L 35 (A010076)	7,6 mm	287 L 35
AMT56M02	A011225	25 L 36 (A002397)	24,6 mm	288 L 36
	A011230	25 L 36 (A002397)	7,6 mm	287 L 36
AMT56M03	A011229	25 L 03 (A002021)	24,5 mm	310 L 03
	A011228	25 L 03 (A002021)	7,6 mm	287 L 03
AMT56M04	A011217	25 L 35 (A010076)	30,9 mm	110 L 35
	A011216	25 L 35 (A010076)	11,3 mm	342 L 35
AMT56M05	A011215	25 L 36 (A002397)	30,9 mm	110 L 36
	A011214	25 L 36 (A002397)	11,3 mm	110 L 36
AMT56M06	A011299	25 L 36 (A002397)	24,6 mm	288 L 36
	A011306	25 L 36 (A002397)	7,6 mm	287 L 36

## ORTA KAYIT BAĞLANTILAR (MULLION CONNECTION PIECES)

PROFİL KODU (PROFILE CODE)	25 J 27	25 J 41	25 J 42	25 J 43
FABRİKA KODU (FACTORY CODE)	A011352	A011872	A011873	A011874
AĞIRLIK (WEIGHT)	0,889 kg/m	0,992 kg/m	0,456 kg/m	0,403 kg/m
ÇİZİM (DRAWING)				

KASA- ORTA KAYIT- MT56DV01&02 İÇİNDE KULLANILIRSA USED IN FRAME- MULLION - MT56DV01&02				
Nr		L m	KESİM ÖLÇÜSÜ CUTTING SIZE	AKS. KODU ACS. CODE
AMT56M01	A011227	25 J 27 (A011352)	12,6 mm	286 J 27
	A011231	25 J 43 (A011874)	12,6 mm	286 J 43
AMT56M02	A011225	25 J 27 (A011352)	23,7 mm	285 J 27
	A011230	25 J 43 (A011874)	23,7 mm	286 J 43
AMT56M03	A011229	25 J 27 (A011352)	36,4 mm	163 J 27
	A011228	25 J 43 (A011874)	36,4 mm	163 J 43
AMT56M06	A011299	25 J 27 (A011352)	23,7 mm	285 J 27
	A011306	25 J 43 (A011874)	23,7 mm	285 J 43
AMT56M07	A011225	25 J 27 (A011352)	23,7 mm	285 J 27
	A011381	25 J 43 (A011874)	23,7 mm	285 J 43
AMT56K01	A011247	25 J 27 (A011352)	67,6 mm	284 J 27
	A011246	25 J 43 (A011874)	62,5 mm	283 J 43
AMT56K04	A011308	25 J 27 (A011352)	67,6 mm	284 J 27
	A011307	25 J 43 (A011874)	62,5 mm	283 J 43

KANAT İÇİNDE KULLANILIRSA AMT56V01 &02&03&04&05&06 USED IN FRAME- MULLION - AMT56V01 &02&03&04&05&06				
Nr		L m	KESİM ÖLÇÜSÜ CUTTING SIZE	AKS. KODU ACS. CODE
AMT56M04	A011217	25 J 41 (A011872)	12,6 mm	286 J 41
	A011216	25 J 42 (A011873)	12,6 mm	286 J 42
AMT56M05	A011215	25 J 41 (A011872)	23,7 mm	285 J 41
	A011214	25 J 42 (A011873)	23,7 mm	285 J 42





# MİMARİ KATALOG ARCHITECTURAL CATALOGUE

Alüminyum Kapı Pencere ve Giydirme Cephe Sistemleri  
Aluminium Door Window and Facade Systems



Rescara Sistem Detayları  
Rescara System Details

# RWT56

DETAYLAR

DETAILS

01

02

03

04

05

06

07

08

09

10

11

12

01

02

03

04

05

06

07

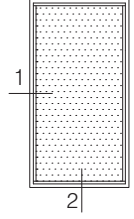
08

09

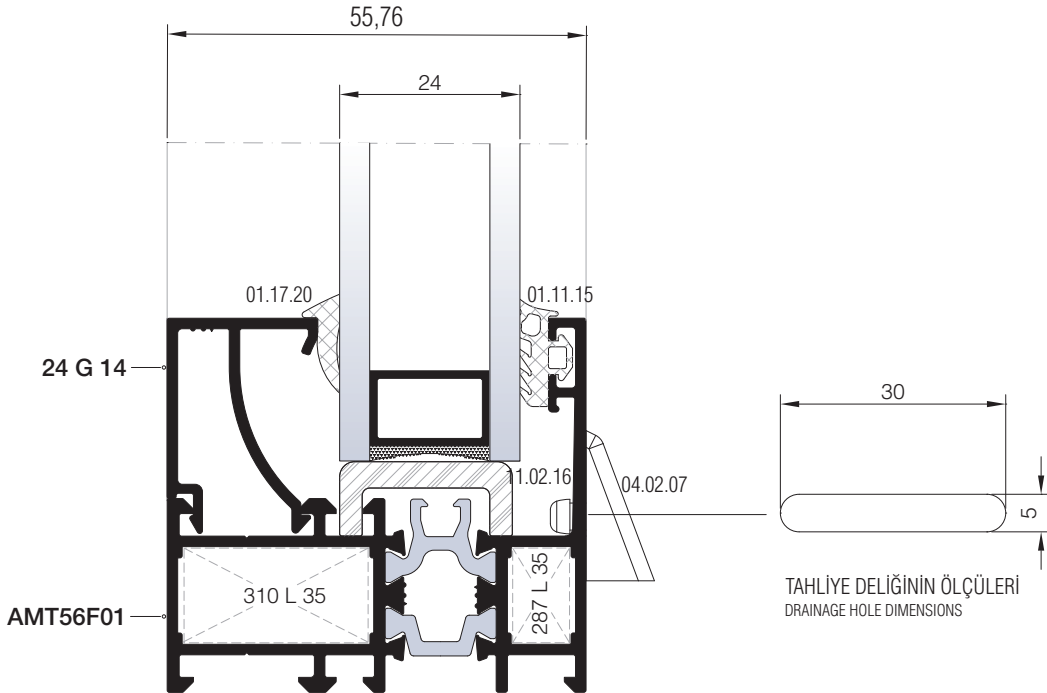
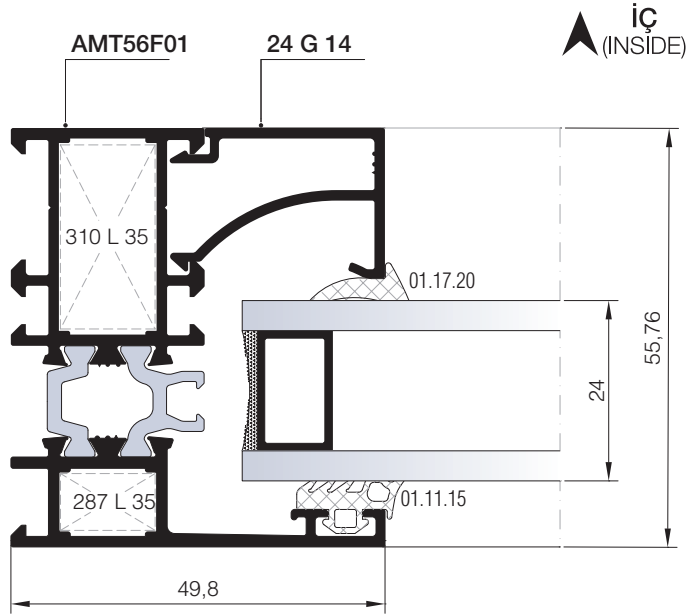
10

11

12



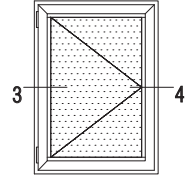
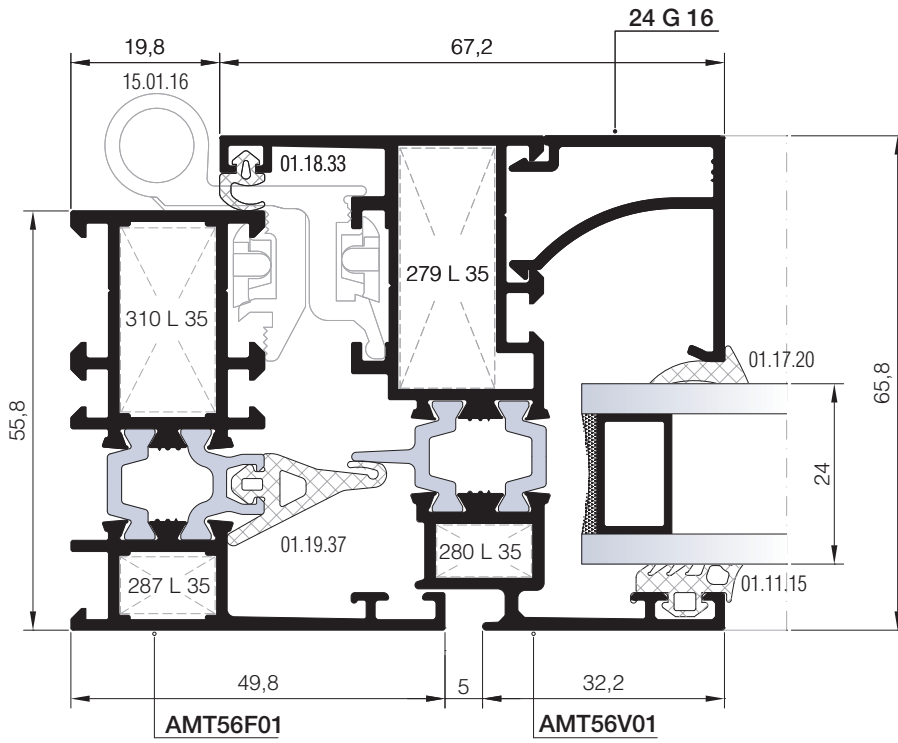
① DETAYI  
DETAIL



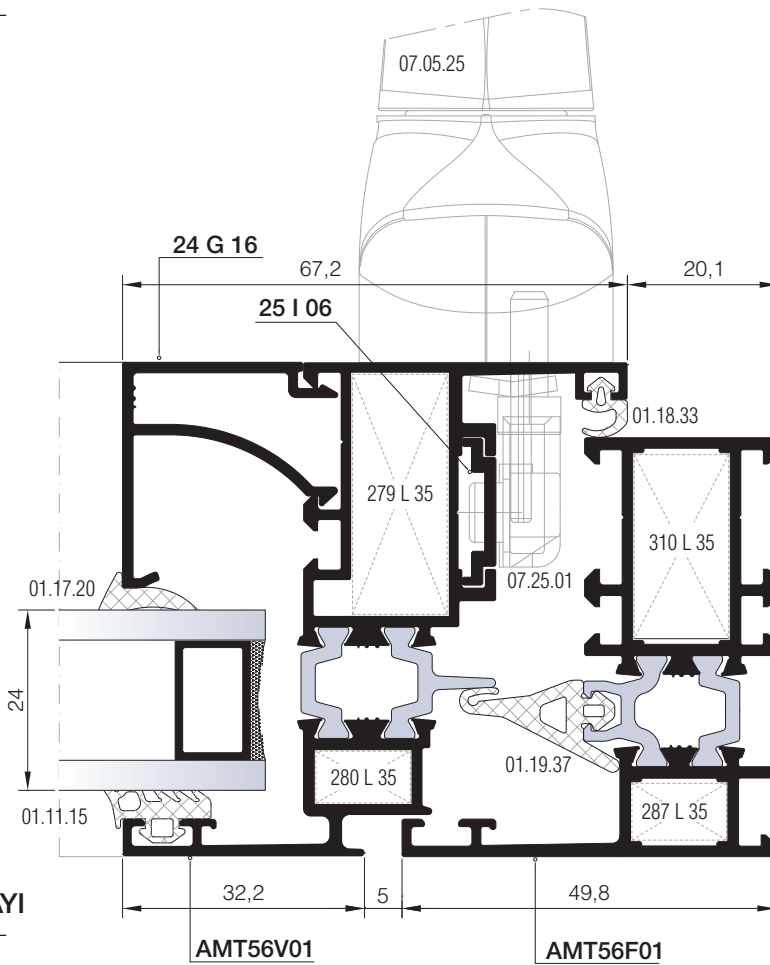
② DETAYI  
DETAIL

DIŞ  
(OUTSIDE) ➔





③ DETAYI  
DETAIL



④ DETAYI  
DETAIL

DIŞ  
(OUTSIDE) ➔

01

02

03

04

05

06

07

08

09

10

11

12

01

02

03

04

05

06

07

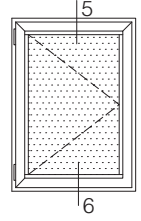
08

09

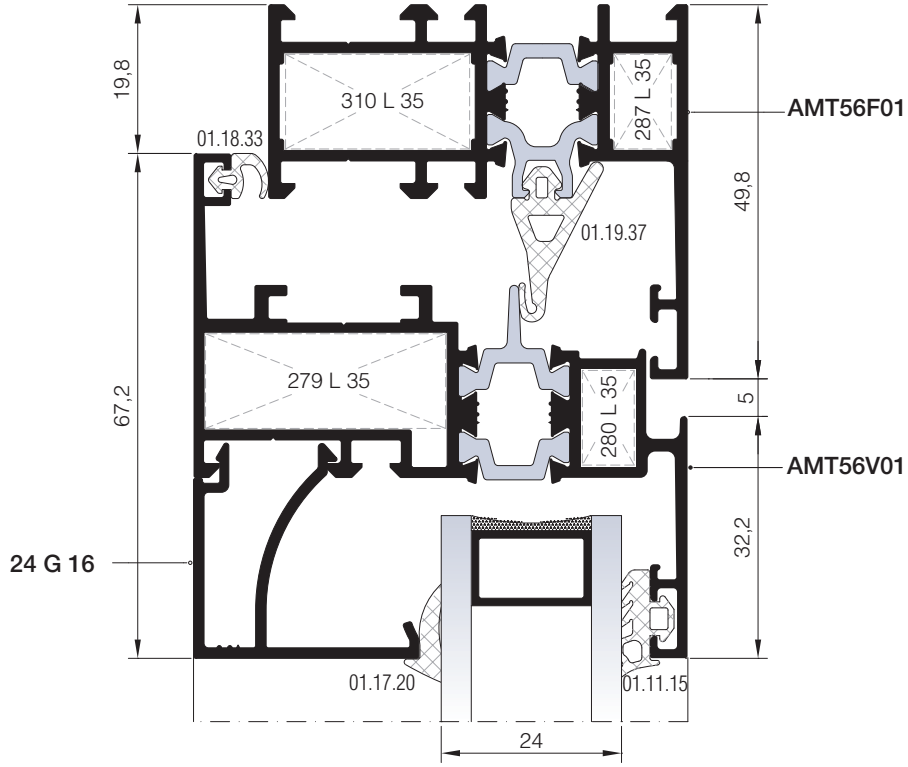
10

11

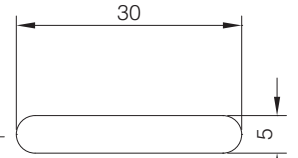
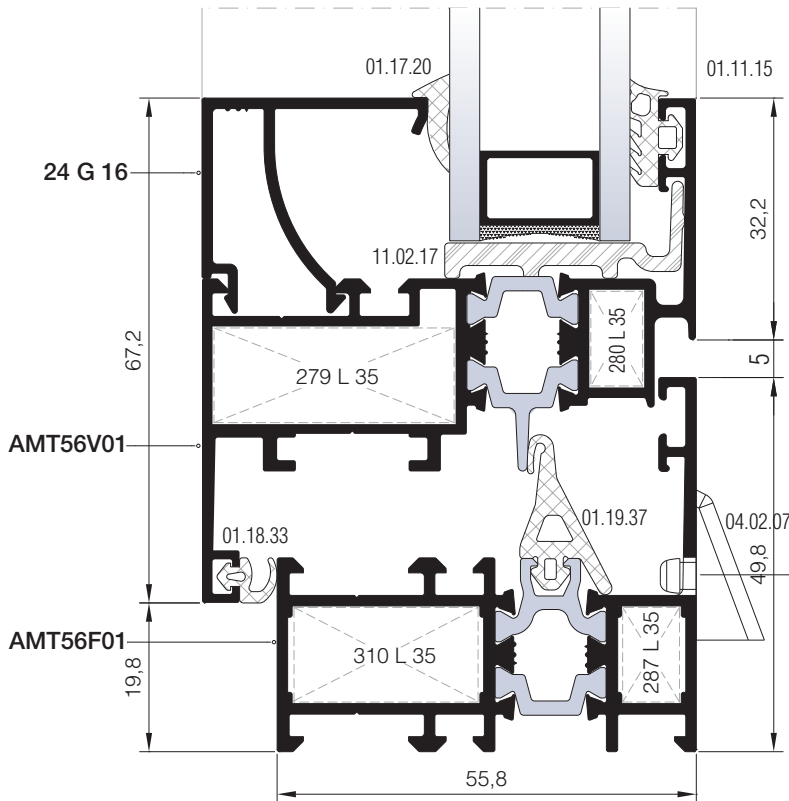
12



5 DETAYI  
DETAIL

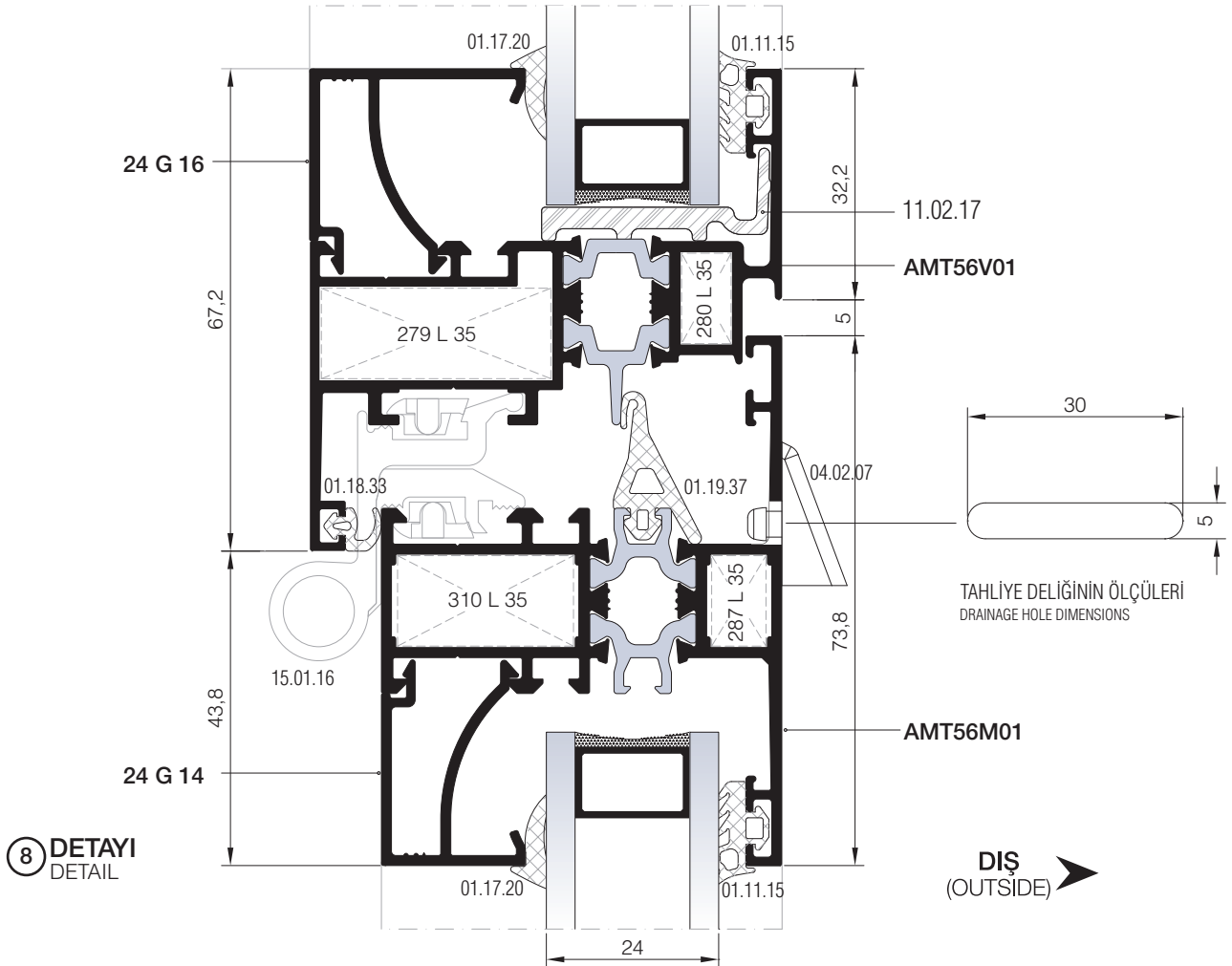
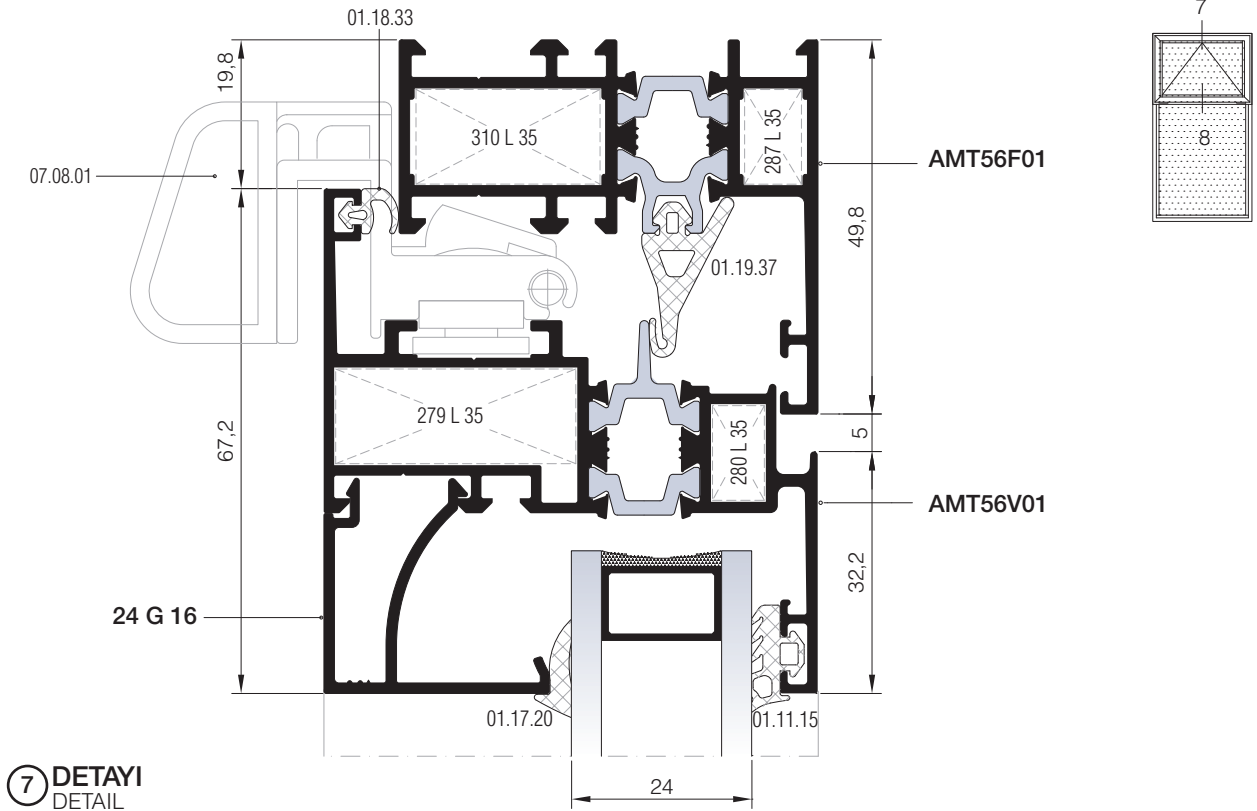


6 DETAYI  
DETAIL

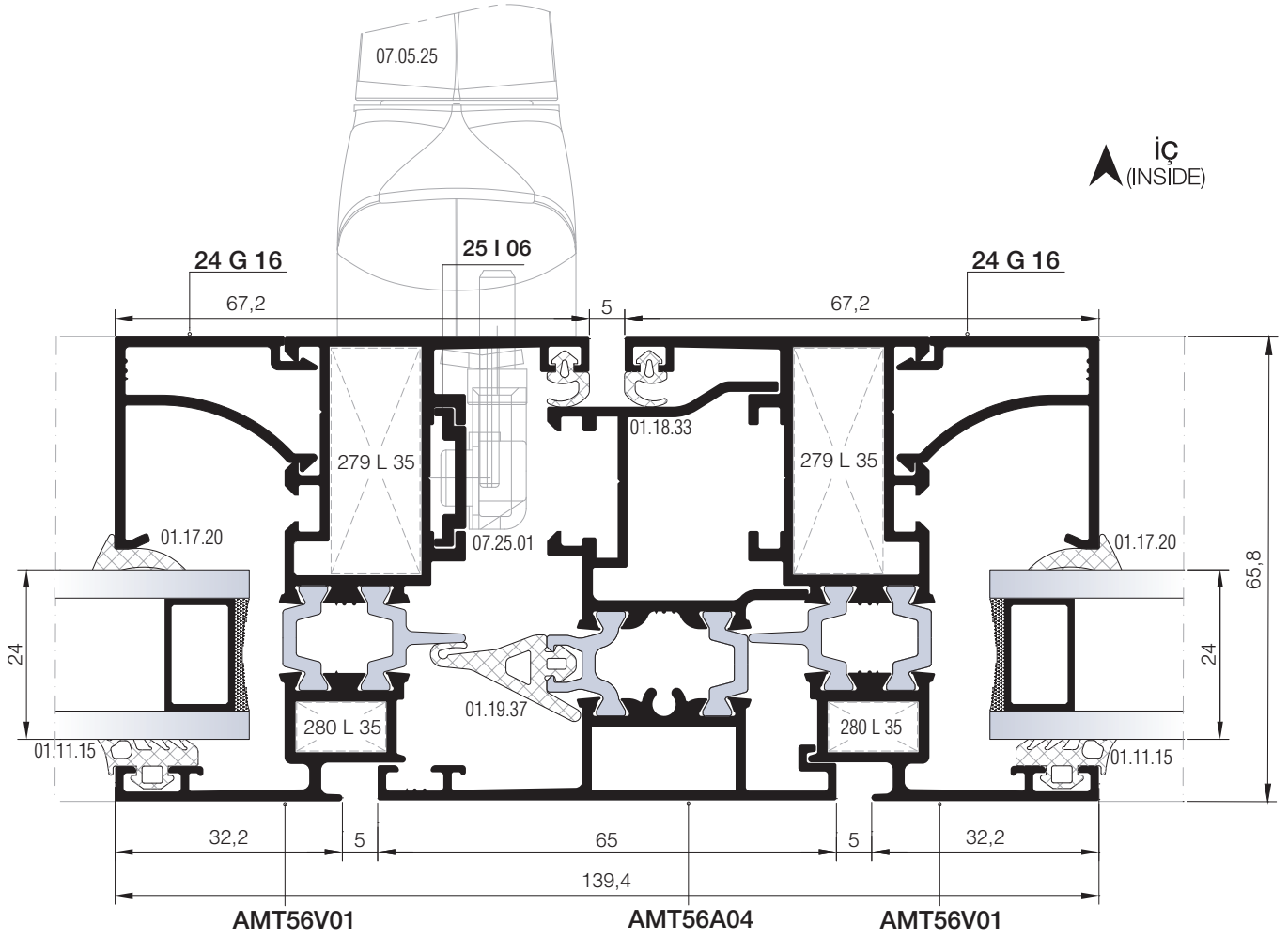
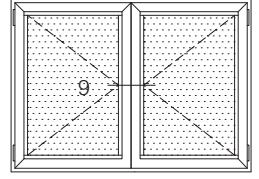


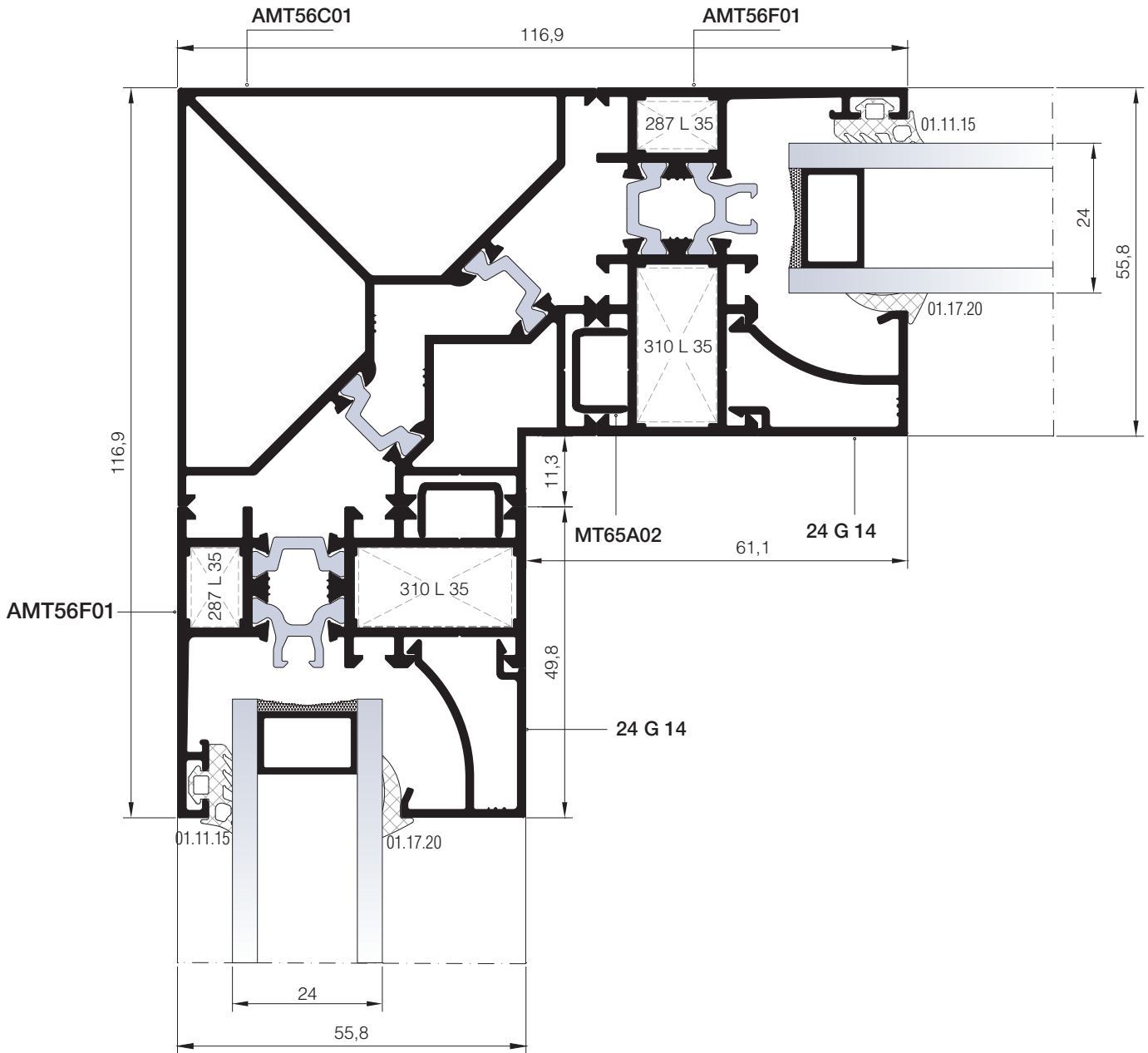
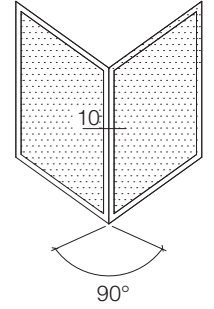
TAHLYE DELİĞİNİN ÖLÇÜLERİ  
DRAINAGE HOLE DIMENSIONS

DIŞ  
(OUTSIDE) ➔



- 01
- 02
- 03
- 04
- 05
- 06
- 07
- 08
- 09
- 10
- 11
- 12





01

02

03

04

05

06

07

08

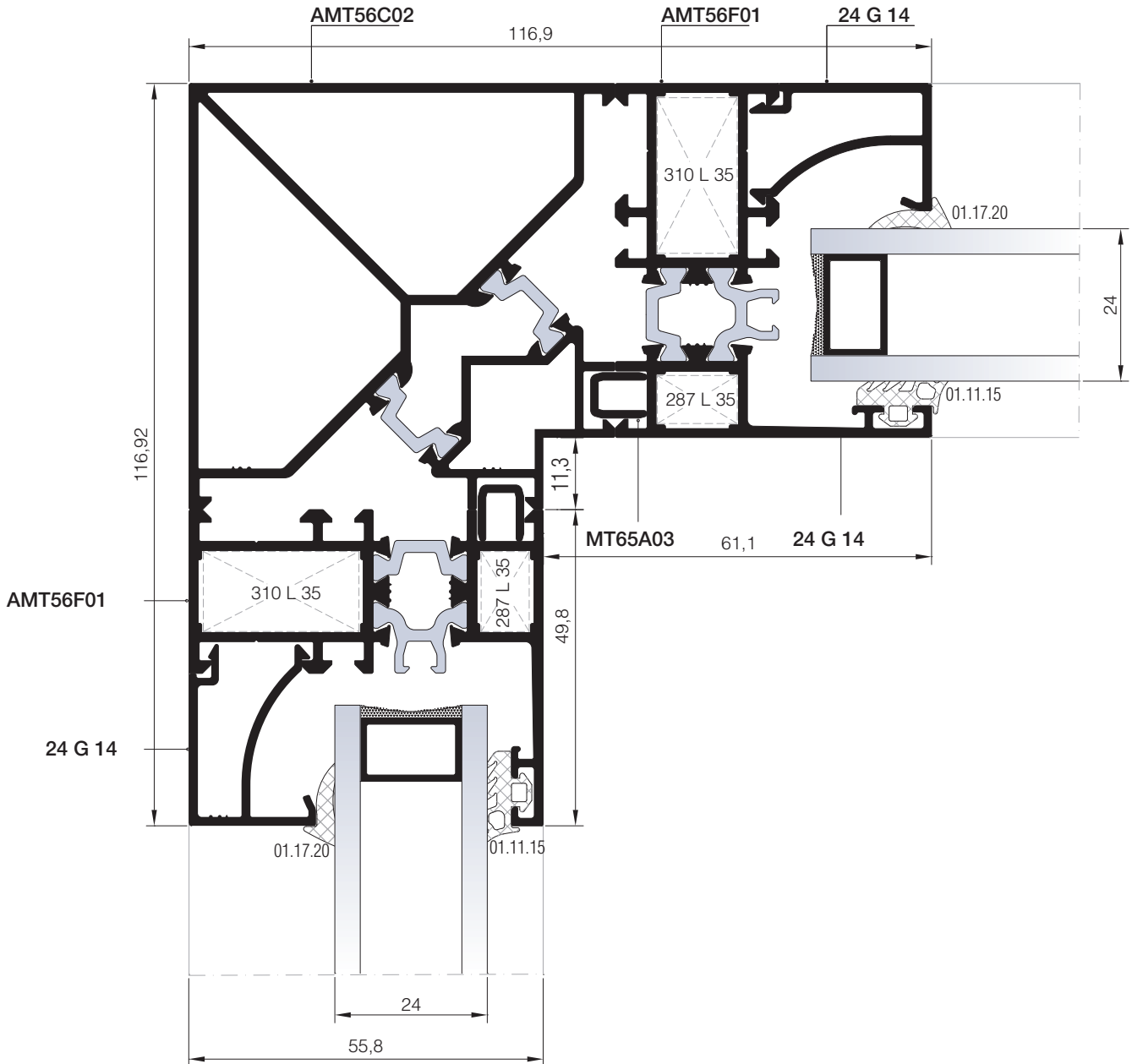
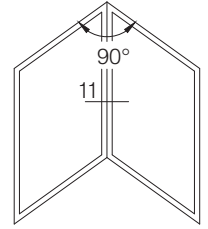
09

10

11

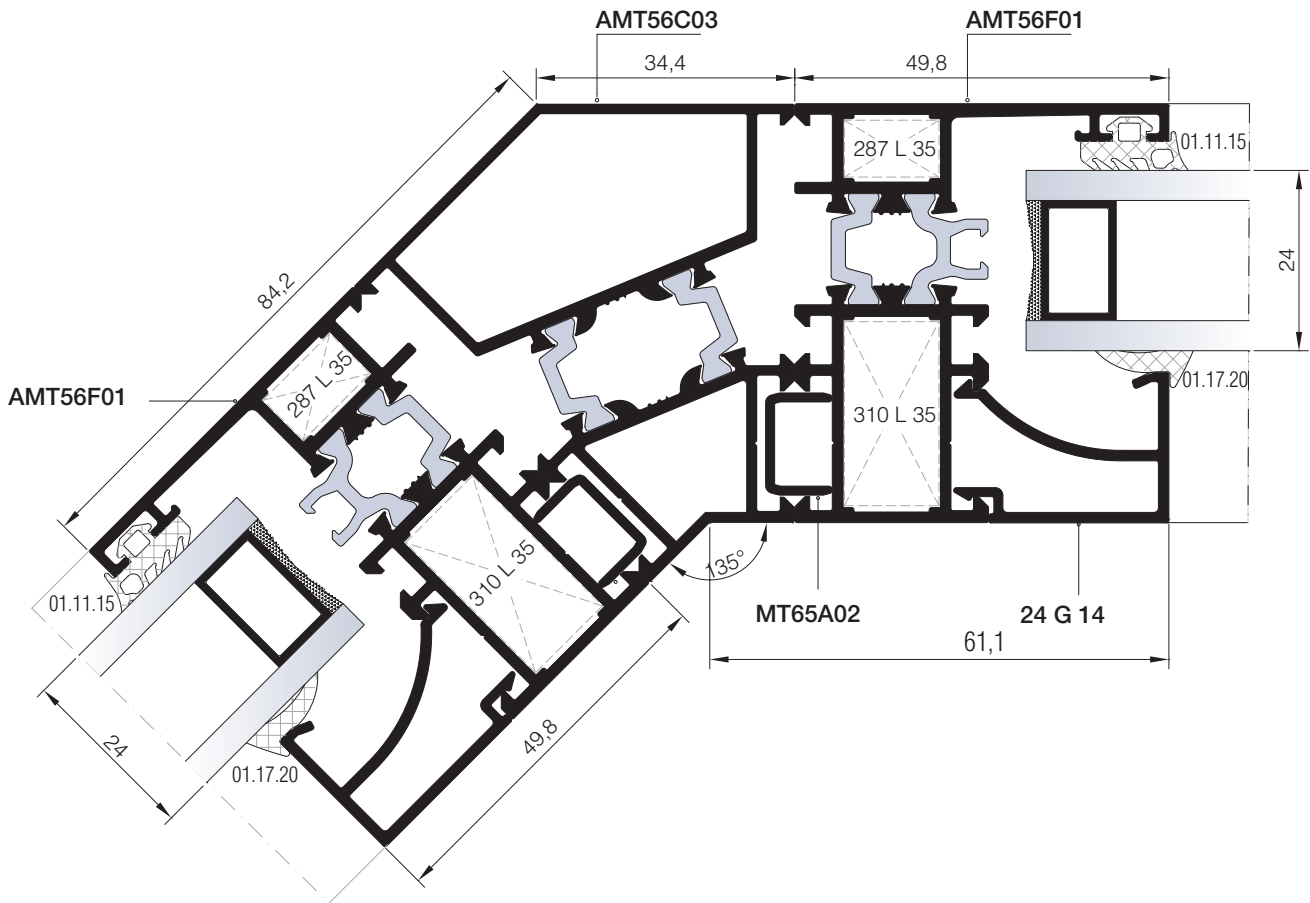
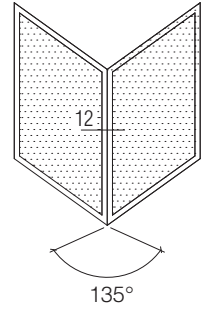
12

- 01
- 02
- 03
- 04
- 05
- 06
- 07
- 08
- 09
- 10
- 11
- 12



11 DETAYI  
DETAIL

DIŞ  
(OUTSIDE) ➔



01

02

03

04

05

06

07

08

09

10

11

12

01

02

03

04

05

06

07

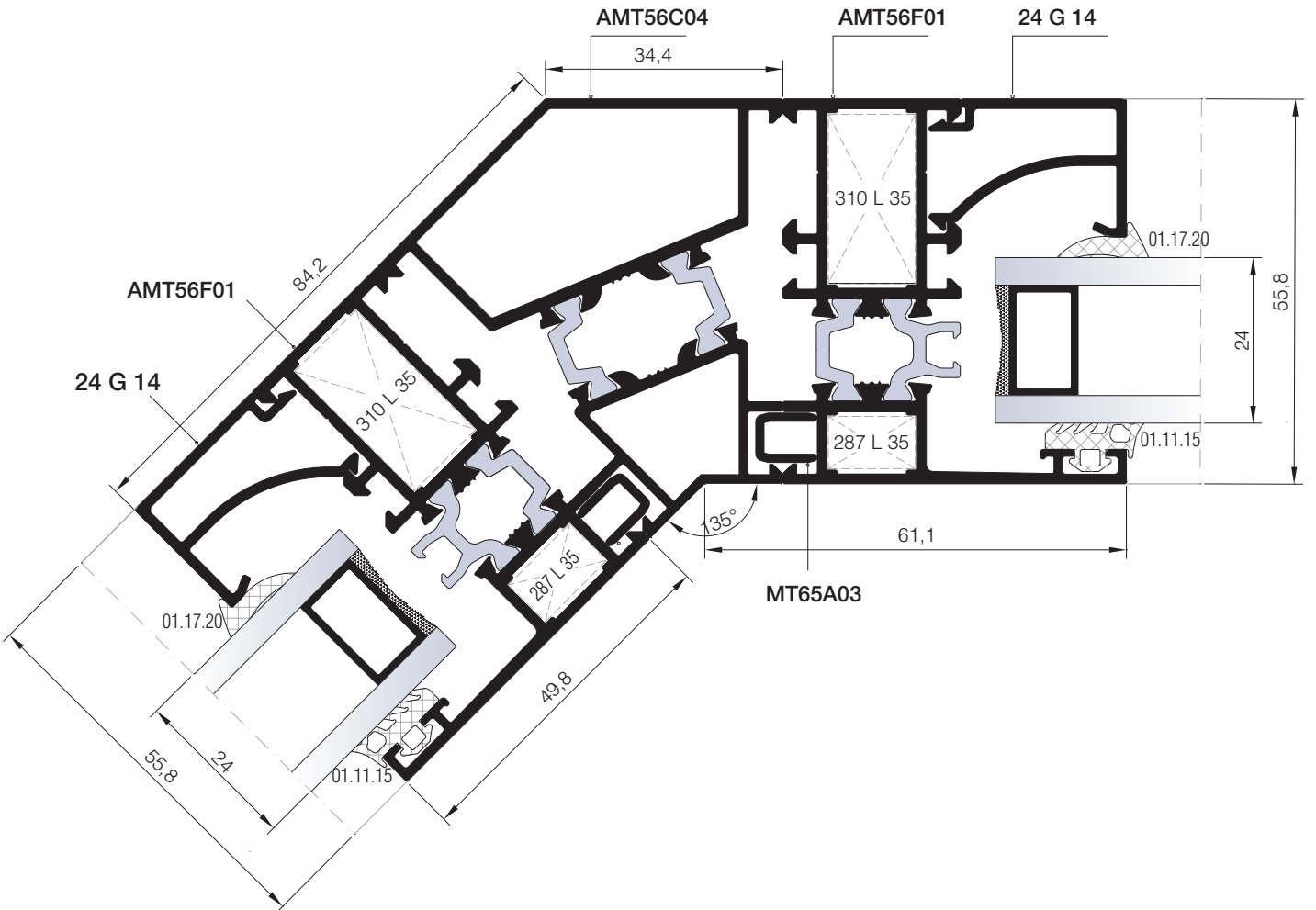
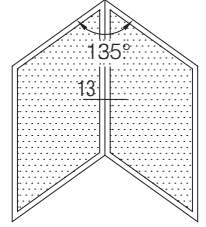
08

09

10

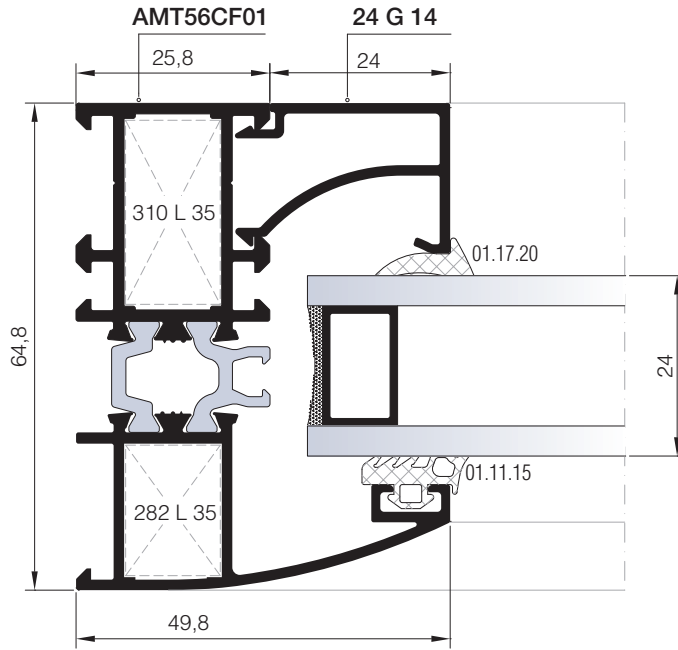
11

12

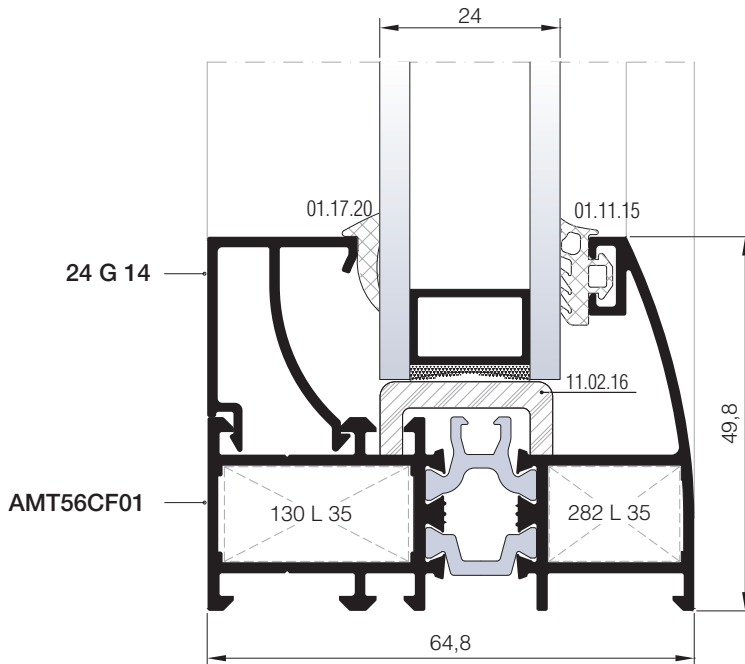




OVAL SERİ DETAYLARI  
OVAL SYSTEM DETAILS



14 DETAYI  
DETAIL



15 DETAYI  
DETAIL

DİŞ  
(OUTSIDE) ➔

01

02

03

04

05

06

07

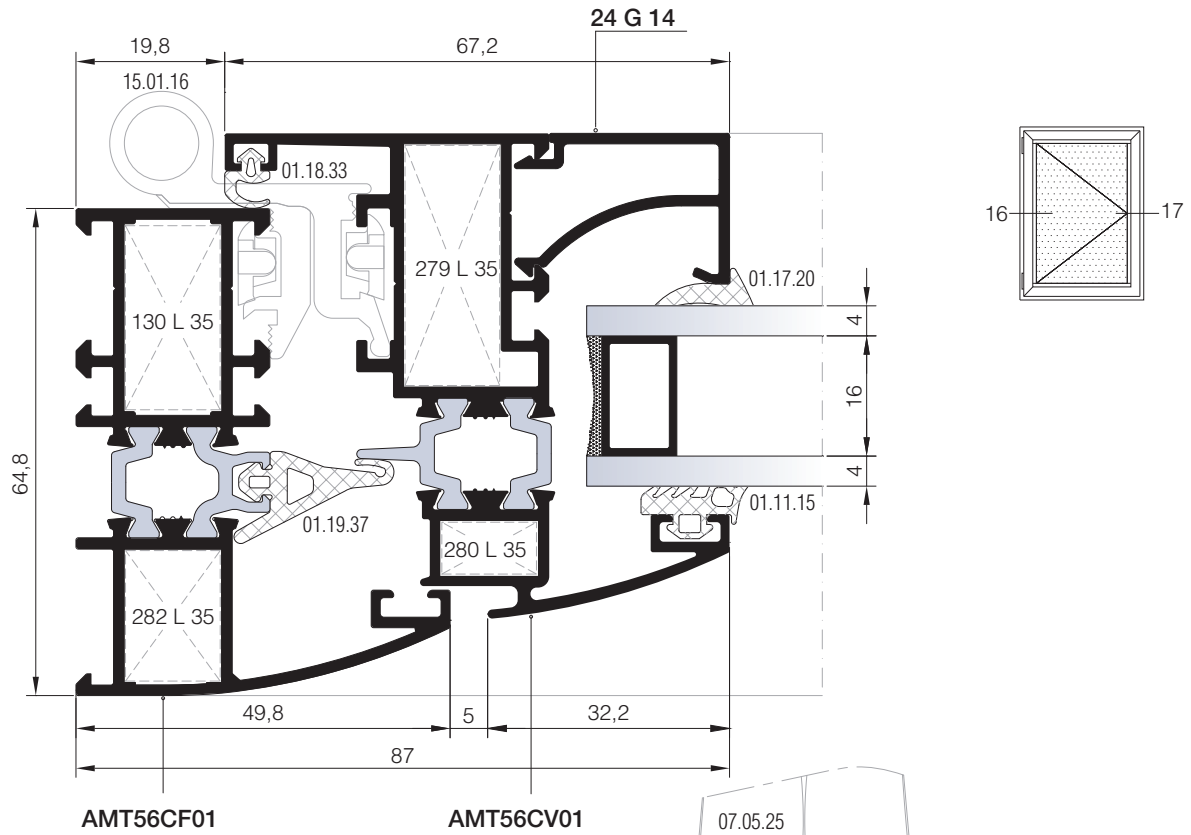
08

09

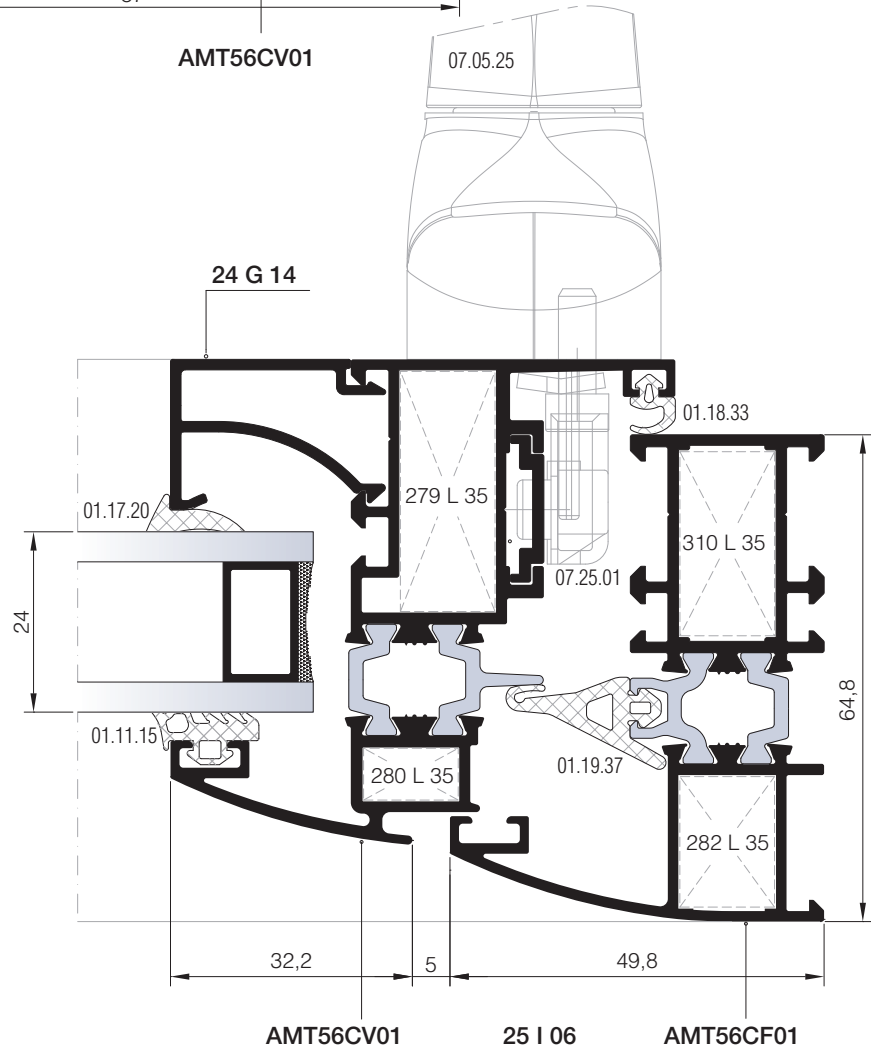
10

11

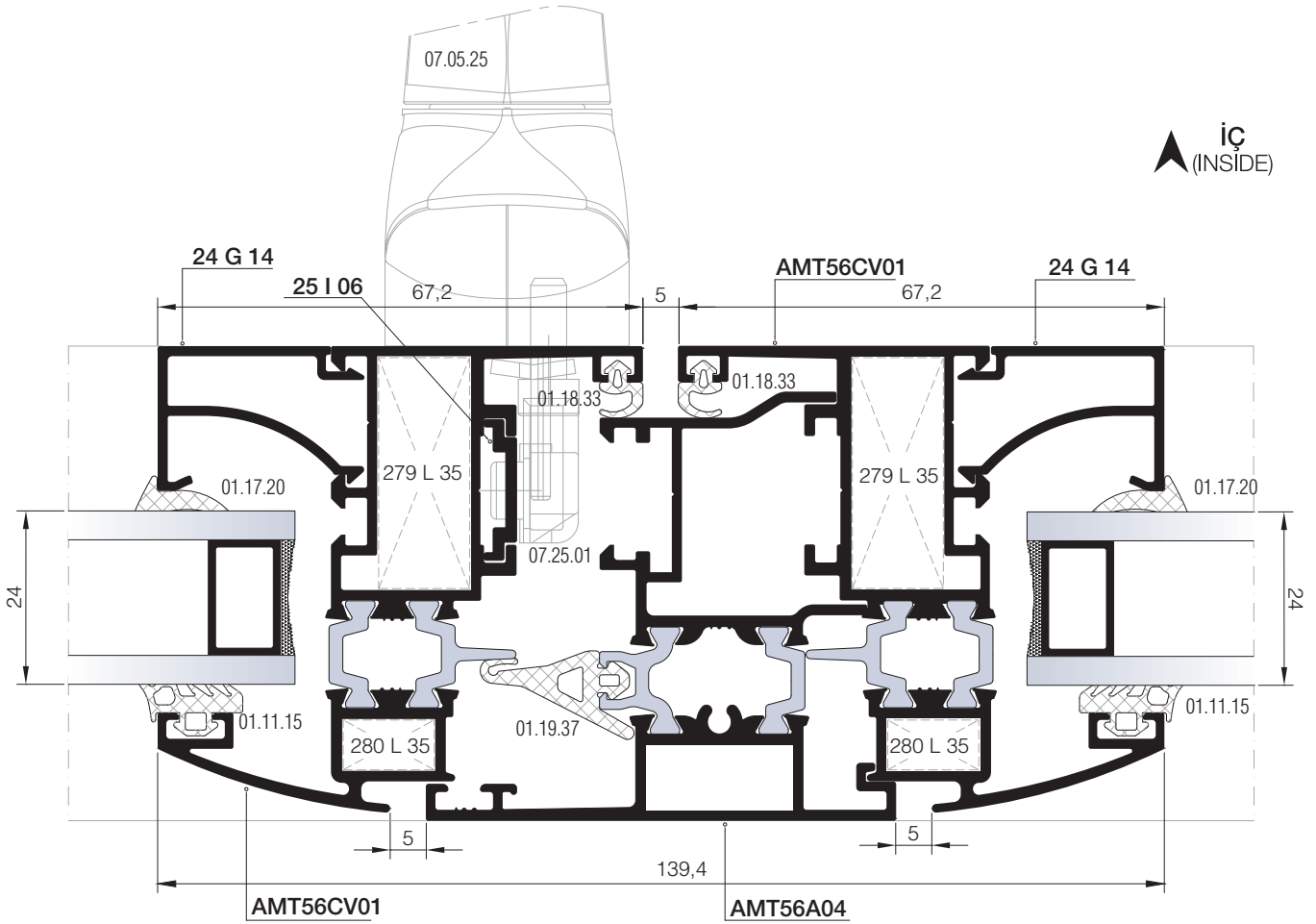
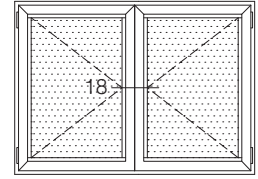
12



16 DETAYI  
DETAIL



17 DETAYI  
DETAIL



01

02

03

04

05

06

07

08

09

10

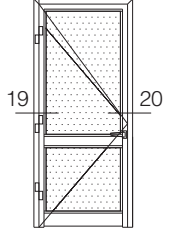
11

12

18 DETAYI  
DETAIL

01

İÇE AÇILIM HEMYÜZ KAPI DETAYLARI  
INWARD OPENING FLUSH DOOR DETAILS



02

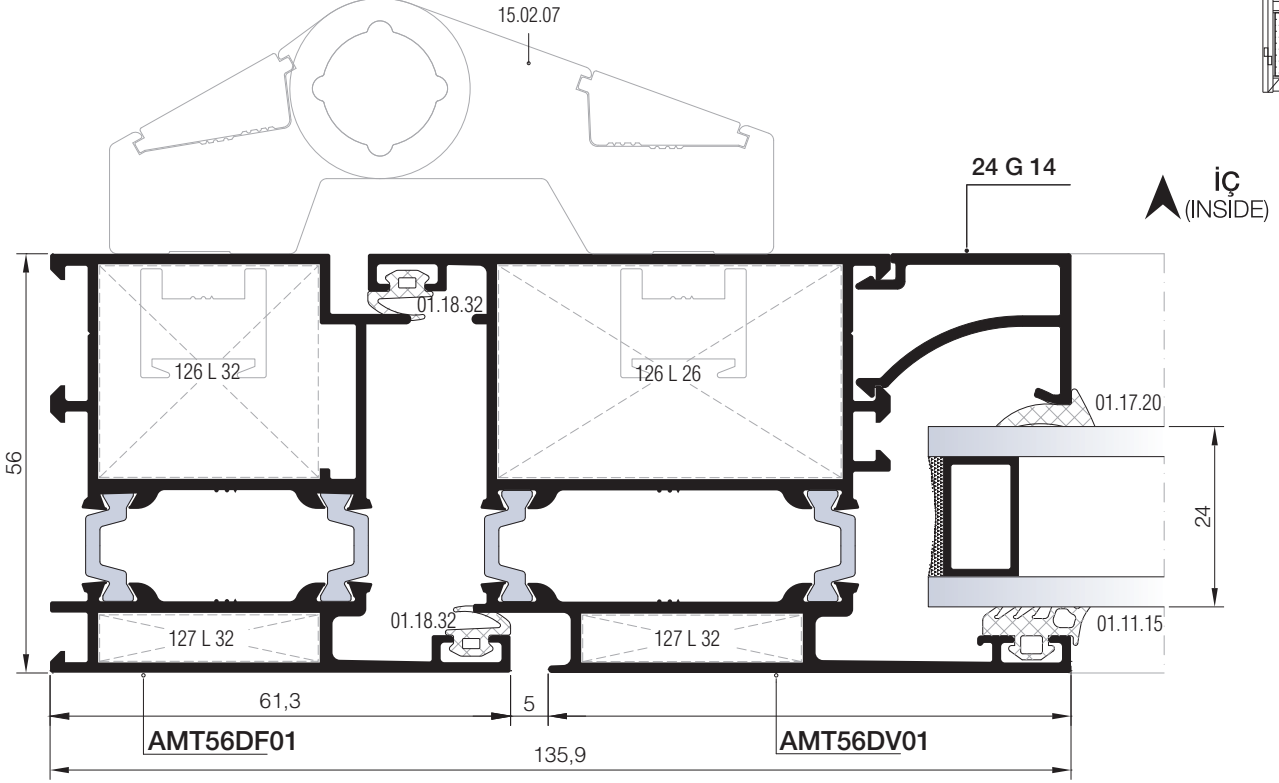
03

04

05

06

07



08

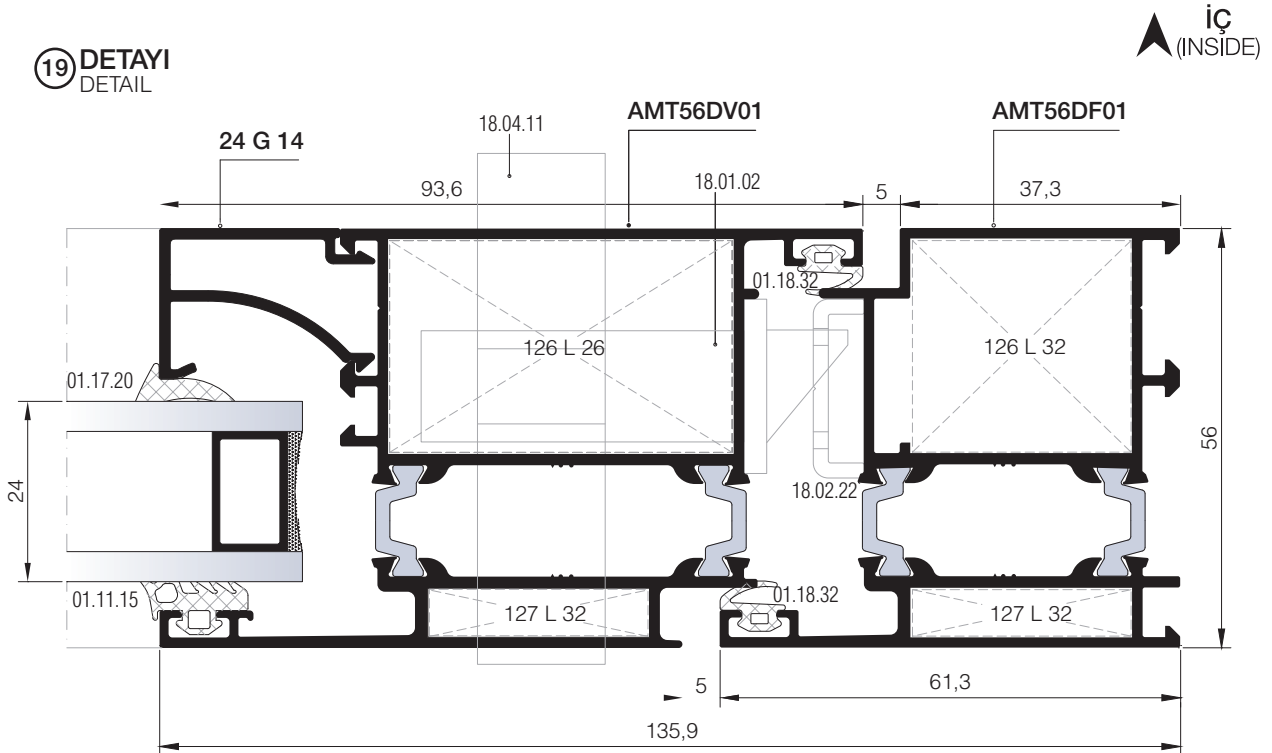
19 DETAYI  
DETAIL

09

10

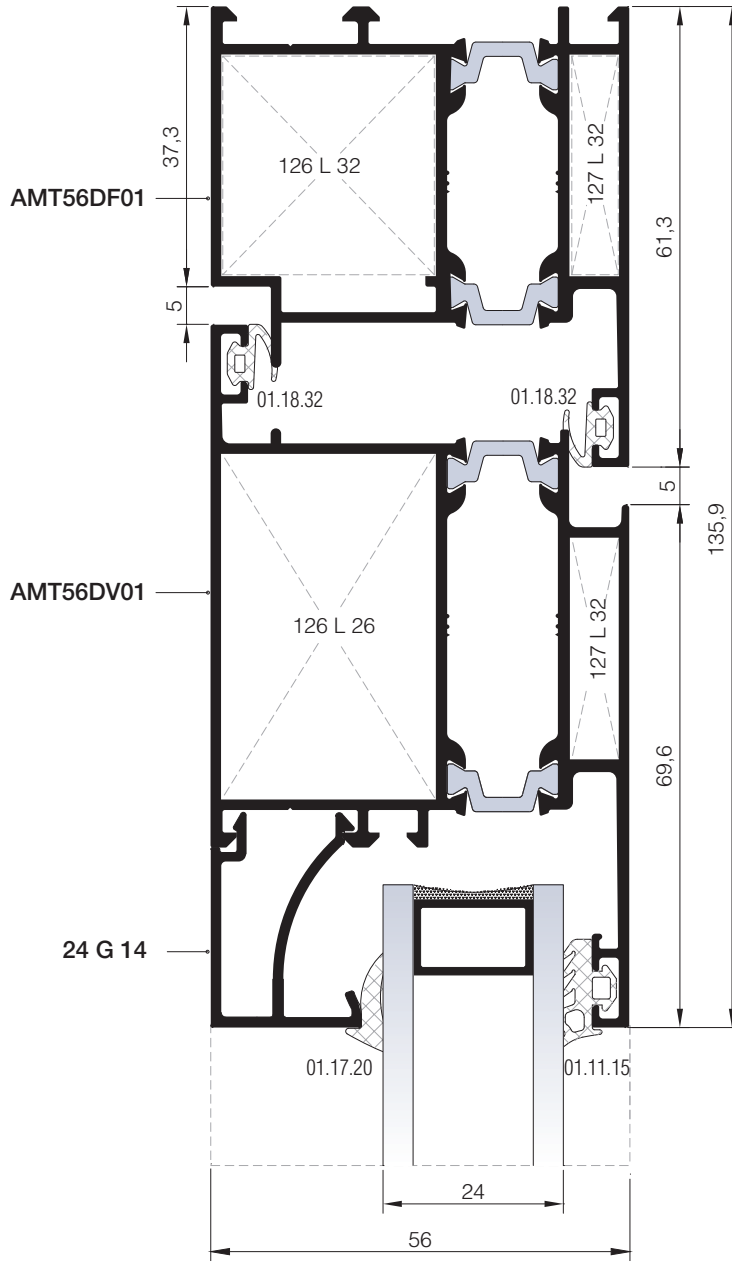
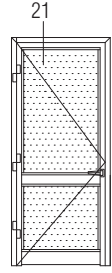
11

12



20 DETAYI  
DETAIL

İÇE AÇILIM HEMYÜZ KAPI DETAYLARI  
INWARD OPENING FLUSH DOOR DETAILS



01

02

03

04

05

06

07

08

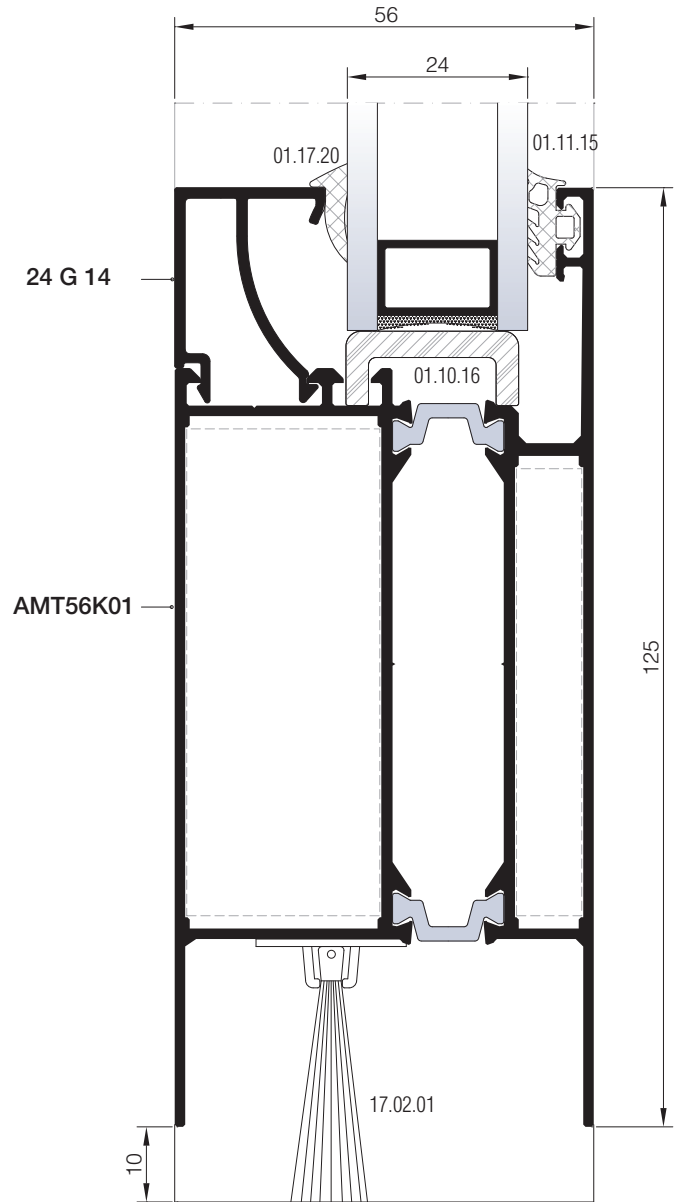
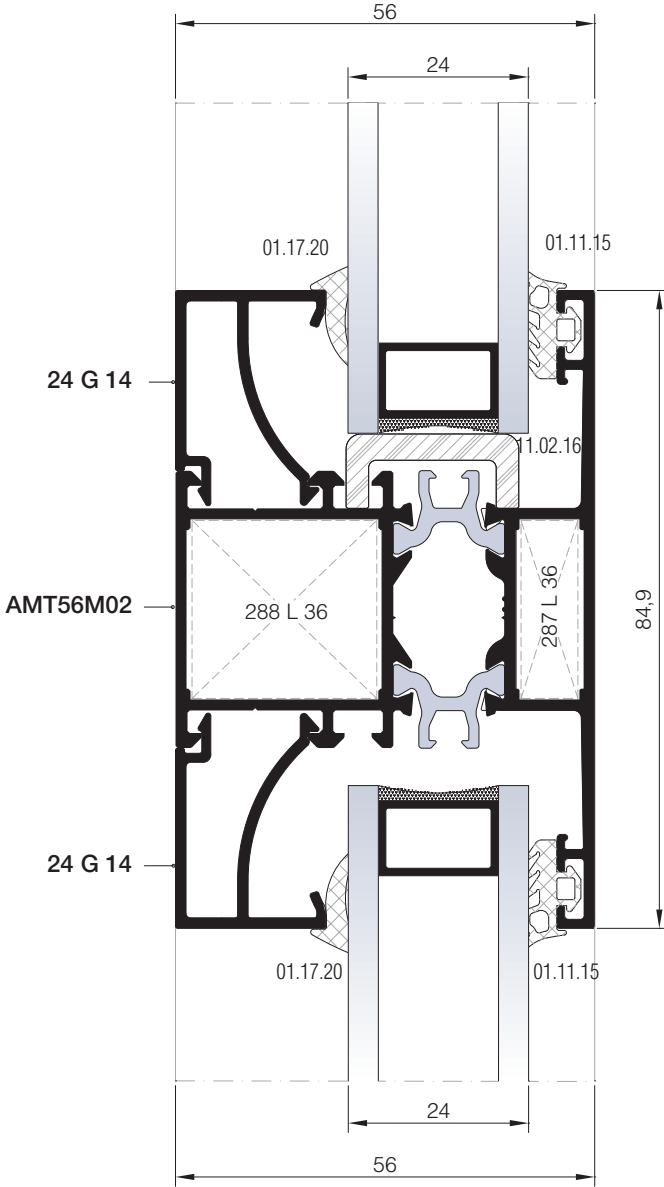
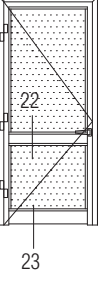
09

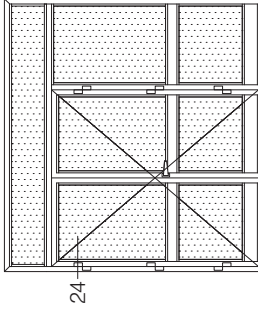
10

11

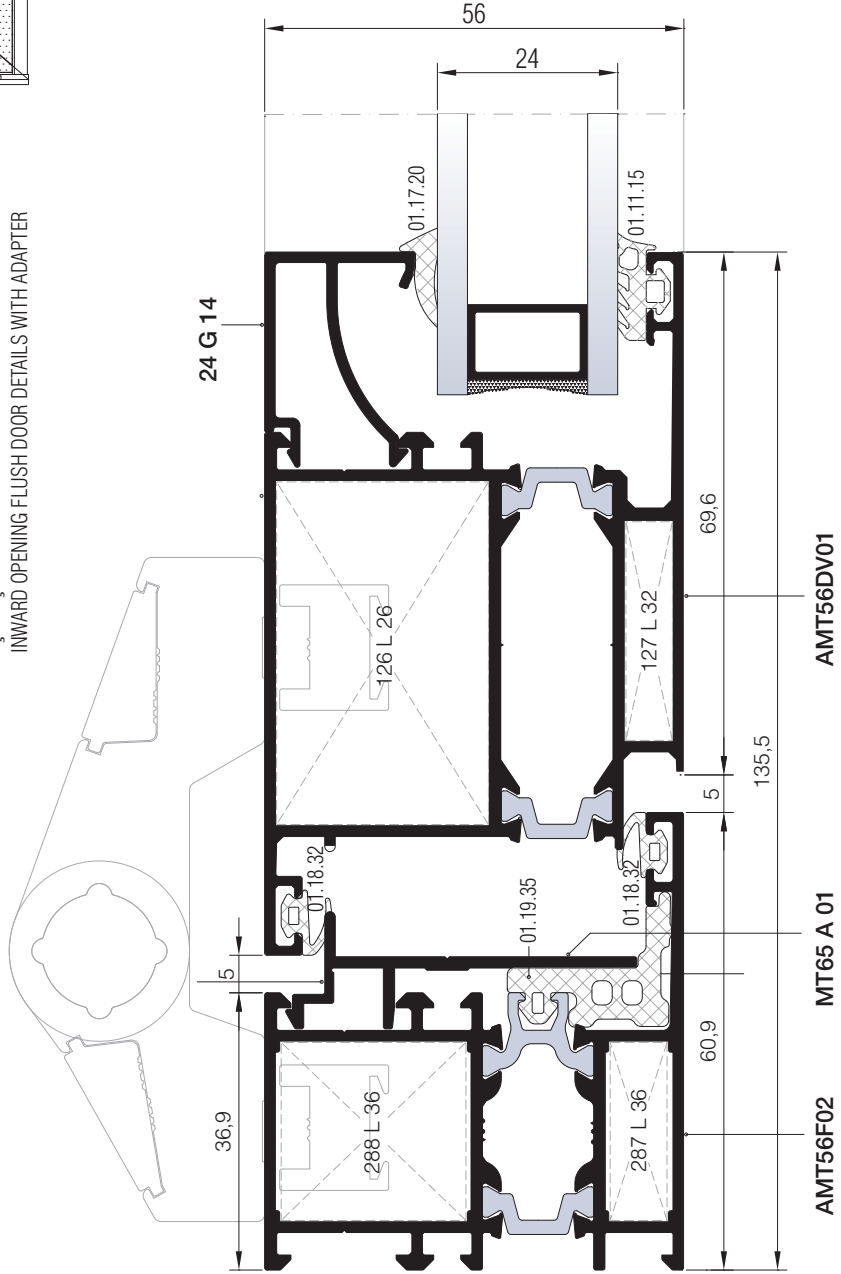
12

İÇE AÇILIM HEMYÜZ KAPI DETAYLARI  
INWARD OPENING FLUSH DOOR DETAILS

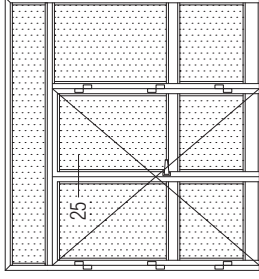




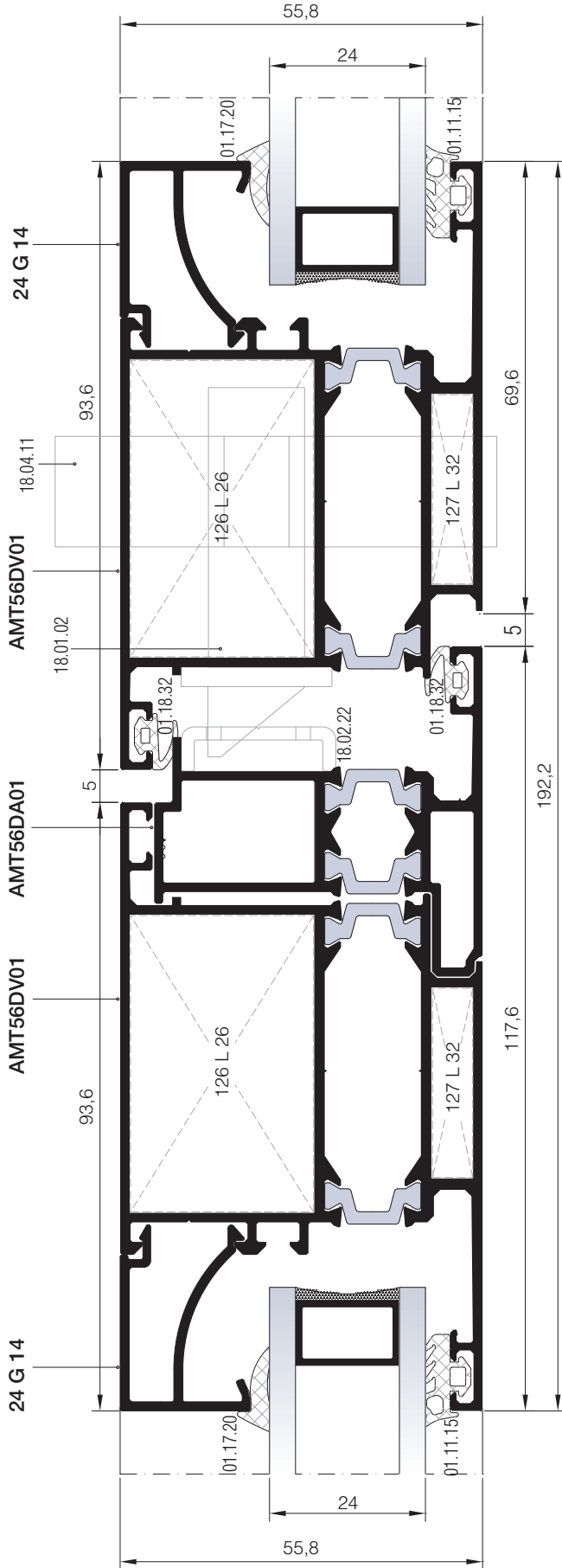
İÇE AÇILIM ADAPTÖRLÜ HEMYÜZ KAPI DETAYLARI  
INWARD OPENING FLUSH DOOR DETAILS WITH ADAPTER



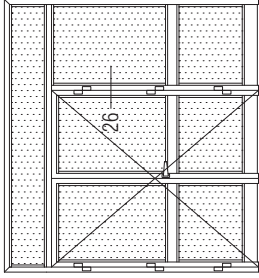
- 01
- 02
- 03
- 04
- 05
- 06
- 07
- 08
- 09
- 10
- 11
- 12



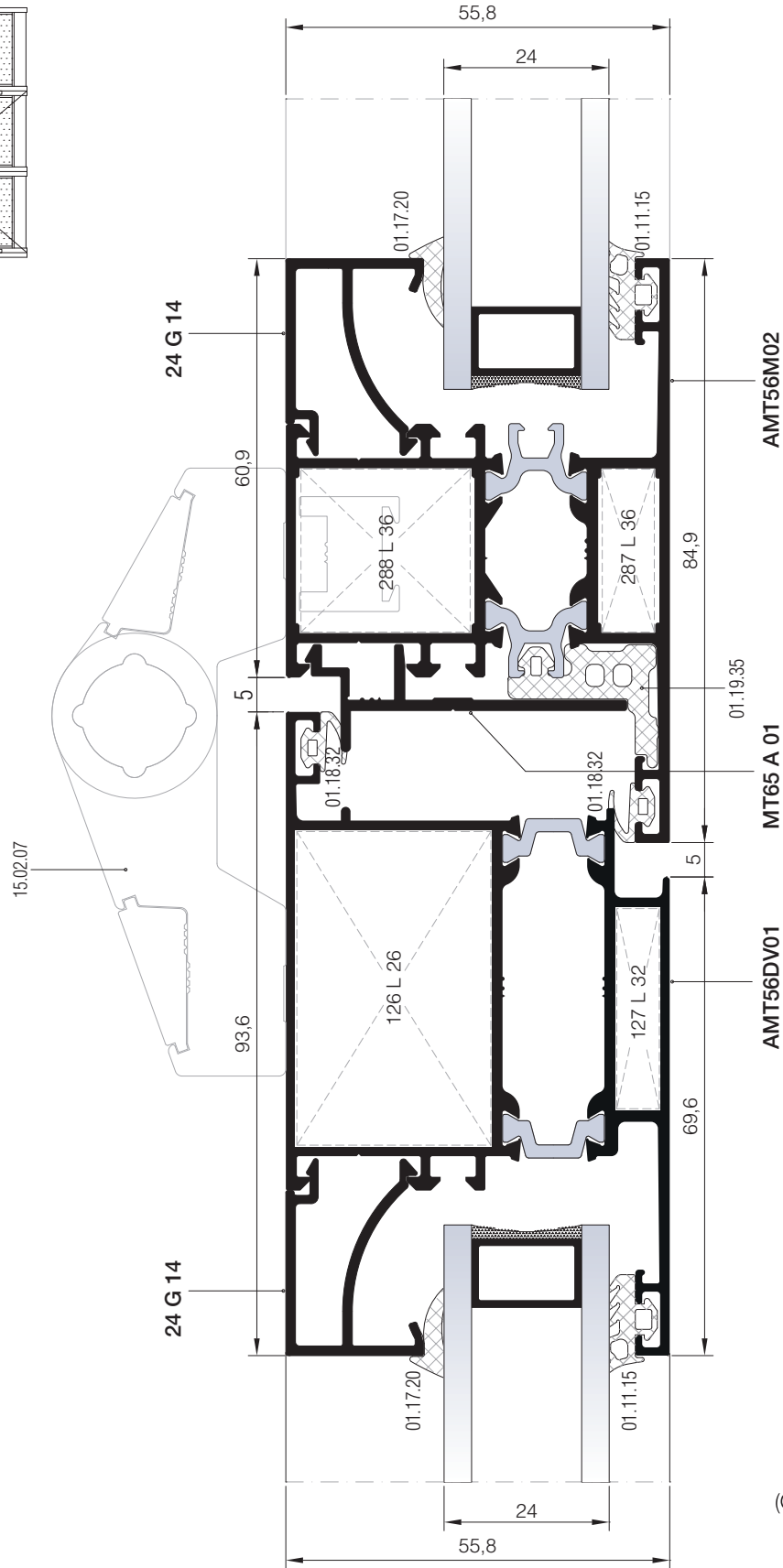
İÇE AÇILIM ADAPTÖRLÜ HEMYÜZ KAPI DETAYLARI  
INWARD OPENING FLUSH DOOR DETAILS WITH ADAPTER







İÇE AÇILIM ADAPTÖRLÜ HEMYÜZ KAPI DETAYLARI  
INWARD OPENING FLUSH DOOR DETAILS WITH ADAPTER



26 DETAYI  
DETAIL

DIŞ  
(OUTSIDE) ➔

01

02

03

04

05

06

07

08

09

10

11

12

İÇE AÇILIM ADAPTÖRLÜ HEMYÜZ KAPI DETAYLARI  
INWARD OPENING FLUSH DOOR DETAILS WITH ADAPTER

01

02

03

04

05

06

07

08

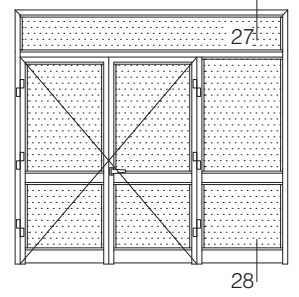
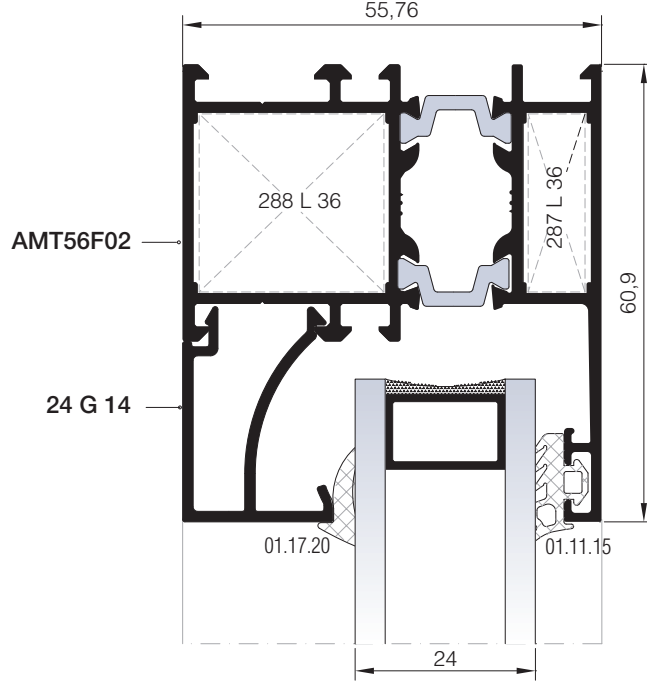
09

10

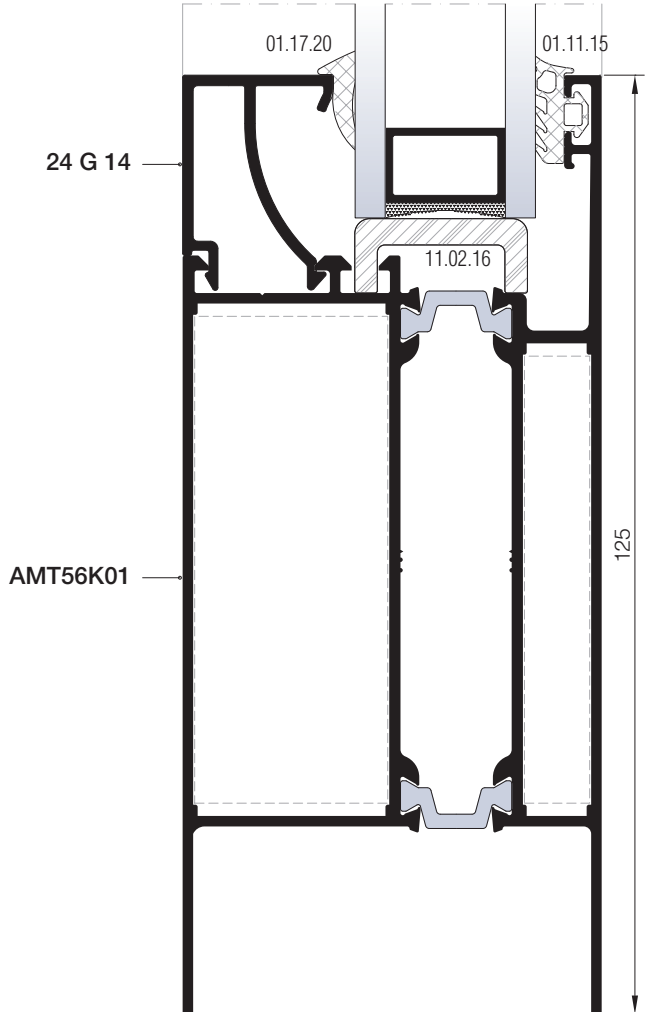
11

12

27 DETAYI  
DETAIL

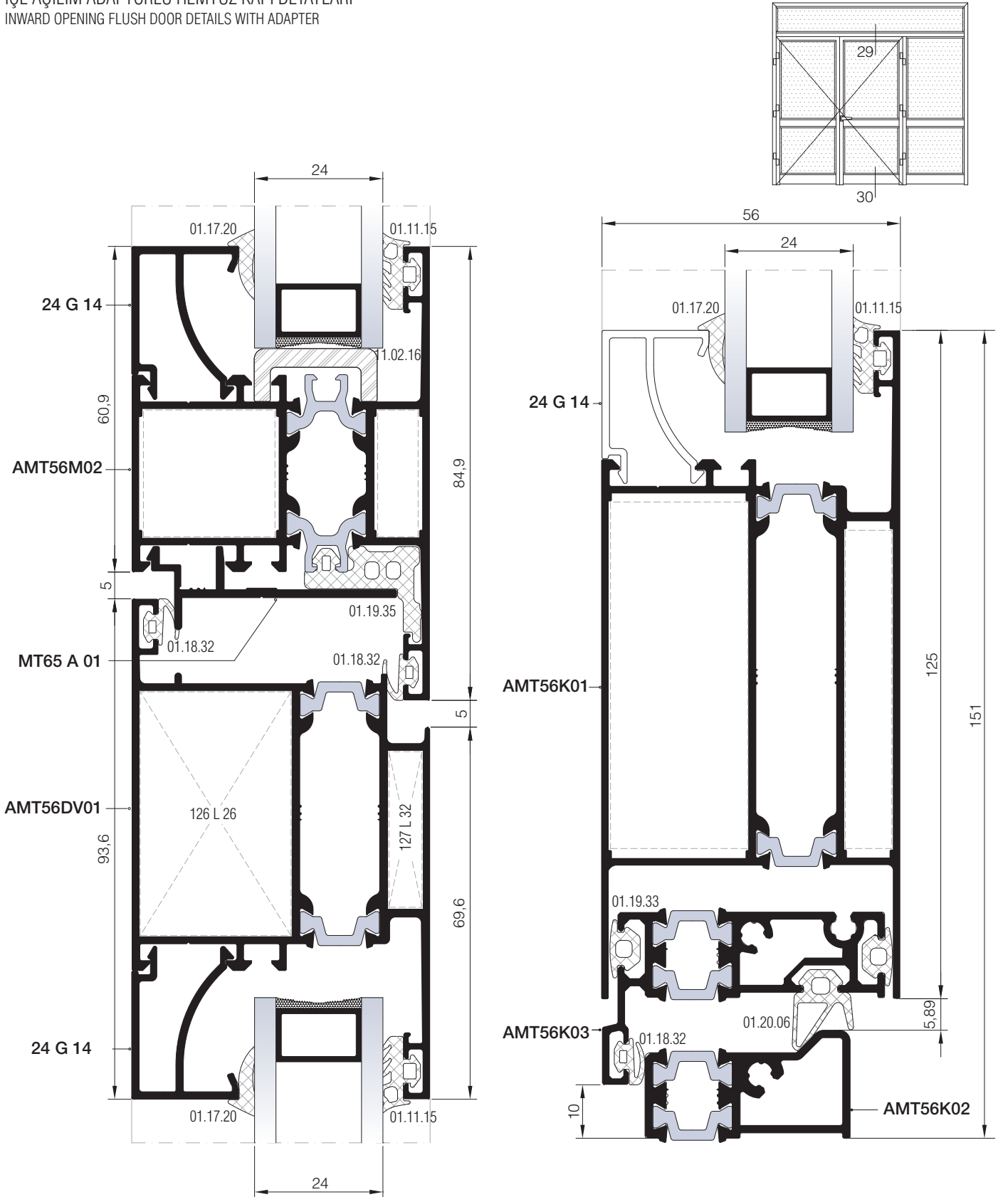


28 DETAYI  
DETAIL



DIŞ  
(OUTSIDE) ➔

İÇE AÇILIM ADAPTÖRLÜ HEMYÜZ KAPI DETAYLARI  
INWARD OPENING FLUSH DOOR DETAILS WITH ADAPTER

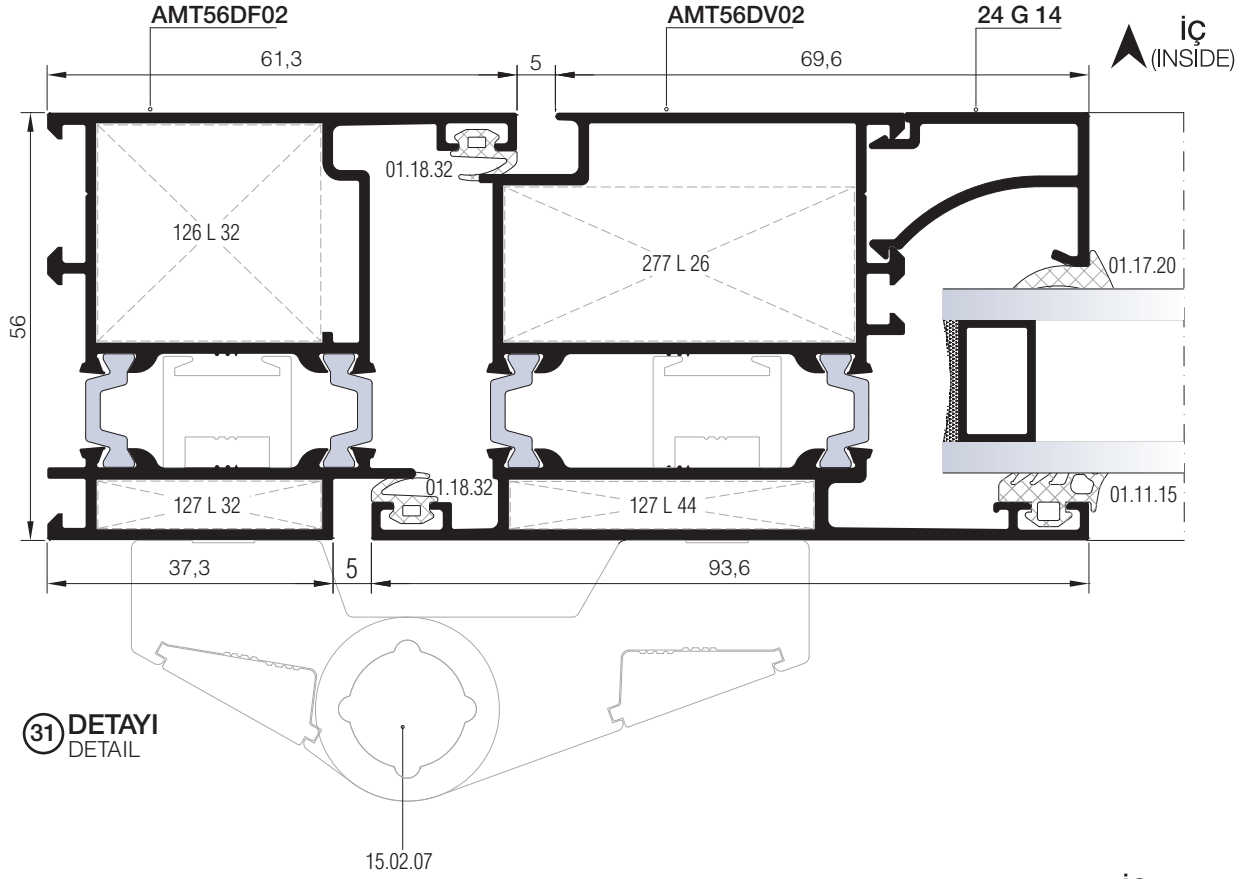
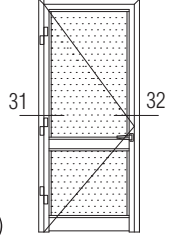


29 DETAYI  
DETAIL

30 DETAYI  
DETAIL

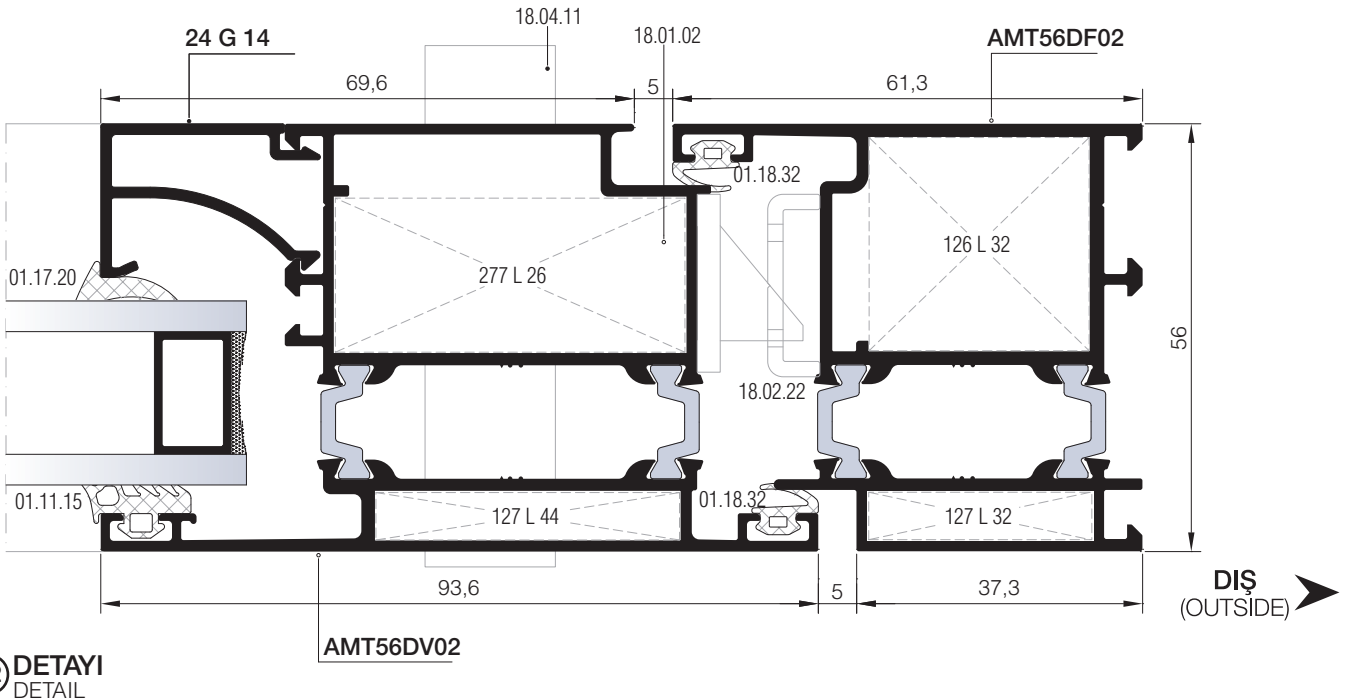
DIŞ  
(OUTSIDE) →

DIŐA AÇILIM HEMYÜZ KAPI DETAYLARI  
OUTWARD OPENING FLUSH DOOR DETAILS



31 DETAYI  
DETAIL

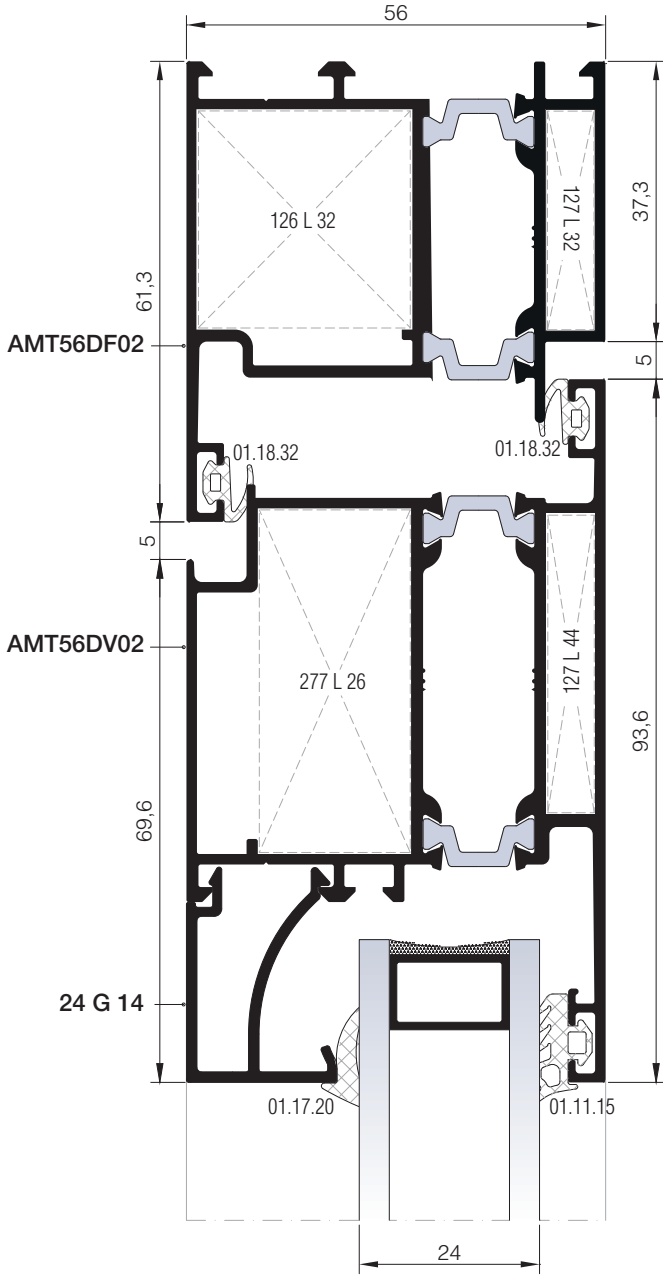
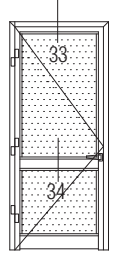
iÇ  
(INSIDE)



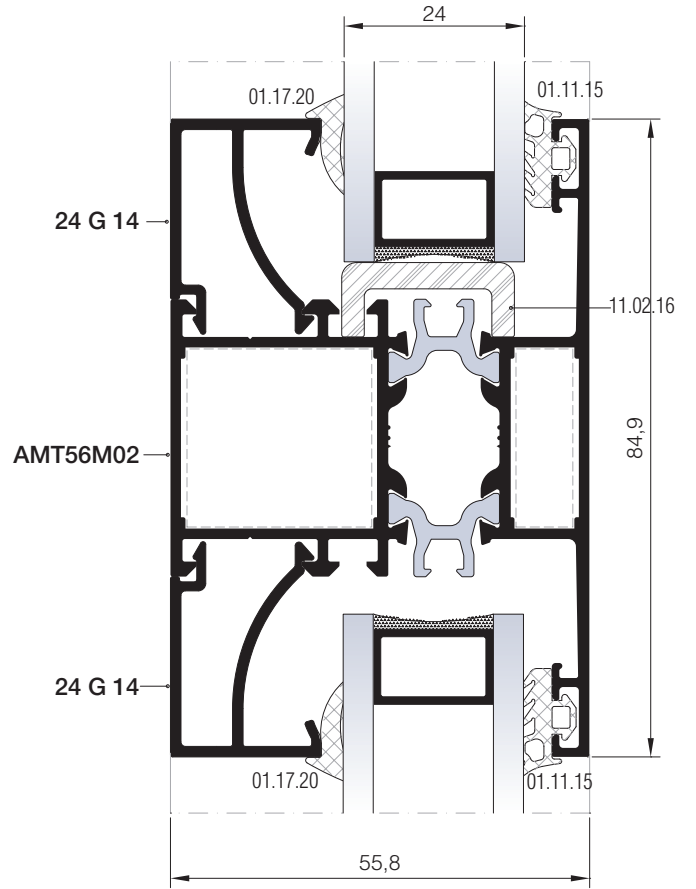
32 DETAYI  
DETAIL

DIŐ  
(OUTSIDE)

DIŐA AÇILIM HEMYÜZ KAPI DETAYLARI  
OUTWARD OPENING FLUSH DOOR DETAILS



33 DETAYI  
DETAIL



34 DETAYI  
DETAIL

DIŐ (OUTSIDE) ➔

01

02

03

04

05

06

07

08

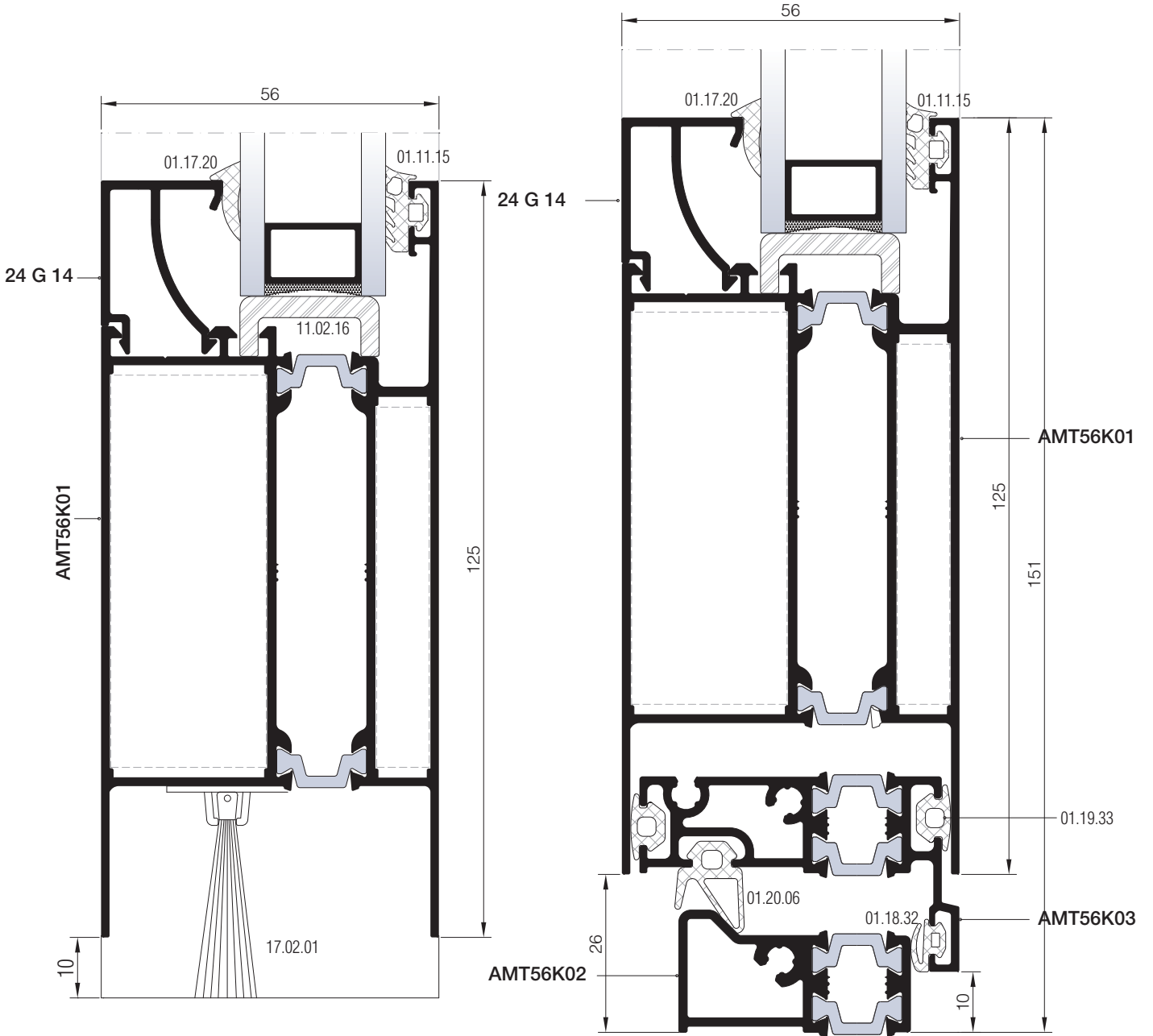
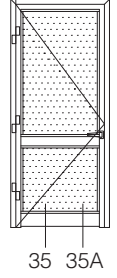
09

10

11

12

DIŐA AÇILIM HEMYÜZ KAPI DETAYLARI  
OUTWARD OPENING FLUSH DOOR DETAILS



# MİMARİ KATALOG ARCHITECTURAL CATALOGUE

Alüminyum Kapı Pencere ve Giydirme Cephe Sistemleri  
Aluminium Door Window and Facade Systems



Rescara Sistem Detayları  
Rescara System Details

# RWT56

AKSESUARLAR

ACCESSORIES

01

02

03

04

05

06

07


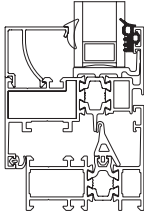

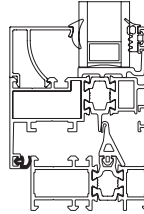

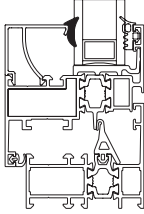

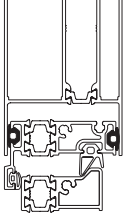

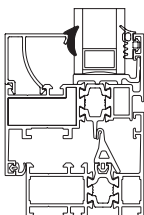

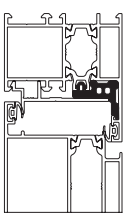

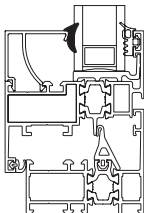

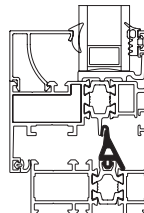

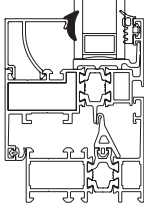

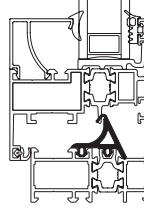

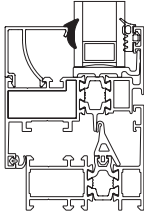

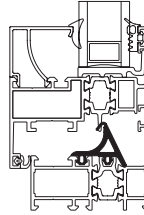

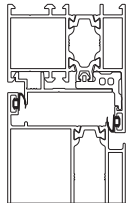
08

09

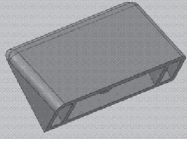
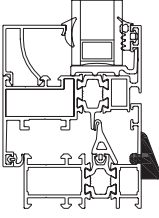
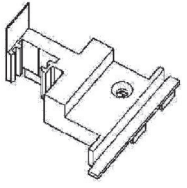
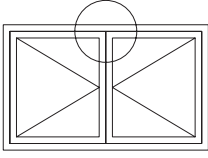
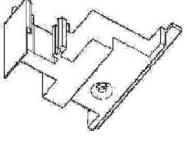
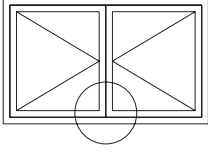
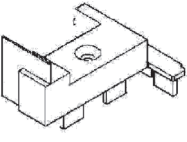
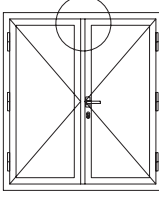
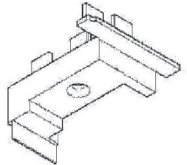
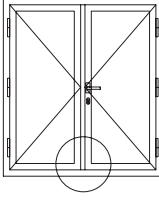

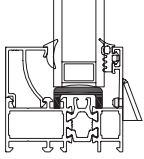
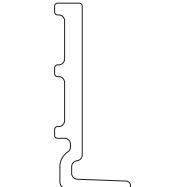
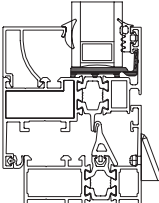
10

11

12

01		01.11.15 DIŞ CAM FİTİLİ 4 mm OUTSIDE GLAZING GASKET 4 mm  Malzeme / Material: EPDM Ağırlık / Weight: 72 gr/m Paket / Package: 208 m / 15 kg			01.18.33 İÇ BİNİ FİTİLİ ACOUSTICAL GASKET  Malzeme / Material: EPDM Ağırlık / Weight: 30 gr/m Paket / Package: 500 m / 15 kg	
02						
03		01.17.05 İÇ CAM FİTİLİ 4,6 mm INSIDE GLAZING GASKET 4,6 mm  Malzeme / Material: EPDM Ağırlık / Weight: 89 gr/m Paket / Package: 168 m / 15 kg			01.19.33 ADAPTÖR FİTİLİ ADAPTER GASKET  Malzeme / Material: EPDM Ağırlık / Weight: 42 gr/m Paket / Package: 357,1 m / 15 kg	
04						
05		01.17.14 İÇ CAM FİTİLİ 5 mm INSIDE GLAZING GASKET 5 mm  Malzeme / Material: EPDM Ağırlık / Weight: 100 gr/m Paket / Package: 150 m / 15 kg			01.19.35 ADAPTÖR FİTİLİ ADAPTER GASKET  Malzeme / Material: EPDM Ağırlık / Weight: 185 gr/m Paket / Package: 81 m / 15 kg	
06						
07		01.17.15 İÇ CAM FİTİLİ 6 mm INSIDE GLAZING GASKET 6 mm  Malzeme / Material: EPDM Ağırlık / Weight: 118 gr/m Paket / Package: 127 m / 15 kg			01.19.37 TOZLUK FİTİLİ CENTRAL GASKET  Malzeme / Material: EPDM Ağırlık / Weight: 117 gr/m Paket / Package: 128 m / 15 kg	
08						
09		01.17.20 İÇ CAM FİTİLİ INSIDE GLAZING GASKET  Malzeme / Material: EPDM Ağırlık / Weight: 52 gr/m Paket / Package: 288 m / 15 kg			01.19.43 TOZLUK FİTİLİ CENTRAL GASKET  Malzeme / Material: EPDM Ağırlık / Weight: 180 gr/m Paket / Package: 83 m / 15 kg	
10						
11		01.17.21 İÇ CAM FİTİLİ INSIDE GLAZING GASKET  Malzeme / Material: EPDM Ağırlık / Weight: 155 gr/m Paket / Package: 96 m / 15 kg			01.20.06 EŞİK FİTİLİ THRESHOLD GASKET  Malzeme / Material: EPDM Ağırlık / Weight: 86 gr / m Paket / Package: 174 m / 15 kg	
12						
		01.18.32 BİNİ FİTİLİ ACOUSTICAL GASKET  Malzeme / Material: EPDM Ağırlık / Weight: 35 gr/m Paket / Package: 428 m / 15 kg				



	<p><b>04.02.07</b></p> <p><b>TAHLİYE KAPAĞI</b> DRAINAGE COVER</p> <p>Malzeme / Material: PVC Renk / Colour: Siyah-Beyaz-Gri Black-White-Grey</p>	
	<p><b>04.06.42</b></p> <p><b>ADAPTÖR KAPAĞI (ÜST)</b> ADAPTER CAP (UP)</p> <p>Malzeme / Material: PVC Renk / Colour: Siyah Black</p> <p><b>AMT56A04 İÇİN / FOR AMT56A04</b></p>	
	<p><b>04.06.43</b></p> <p><b>ADAPTÖR KAPAĞI (ALT)</b> ADAPTER CAP (DOWN)</p> <p>Malzeme / Material: PVC Renk / Colour: Siyah Black</p> <p><b>AMT56A04 İÇİN / FOR AMT56A04</b></p>	
	<p><b>04.06.44</b></p> <p><b>ADAPTÖR KAPAĞI (ÜST)</b> ADAPTER CAP (UP)</p> <p>Malzeme / Material: PVC Renk / Colour: Siyah Black</p> <p><b>AMT56DA01&amp;02 İÇİN / FOR AM56DA01&amp;02</b></p>	
	<p><b>04.06.45</b></p> <p><b>ADAPTÖR KAPAĞI (ALT)</b> ADAPTER CAP (DOWN)</p> <p>Malzeme / Material: PVC Renk / Colour: Siyah Black</p> <p><b>AMT56DA01&amp;02 İÇİN / FOR AM56DA01&amp;02</b></p>	
	<p><b>11.02.16</b></p> <p><b>CAM TAKOZU</b> GLASS SUPPORT</p> <p>Malzeme / Material: PVC Renk / Colour: Siyah Black</p>	
	<p><b>11.02.17</b></p> <p><b>CAM TAKOZU</b> GLASS SUPPORT</p> <p>Malzeme / Material: PVC Renk / Colour: Siyah Black</p>	

01

02

03

04

05

06

07

08

09

10

11

12

PENCERE MENTEŞELERİ / WINDOW HINGES



15.01.16

GIESSE PENCERE MENTEŞESİ  
GIESSE HINGE FOR WINDOWS

Renk / Colour: Siyah-Beyaz-Gri-Eloksal  
Black-White-Grey-Anodized

75 kg için 2 adet, 85 kg için 3 adet kullanılmalıdır. / Should be used 2 for 75 kg, 3 for 85 kg.  
EN 1935:2002

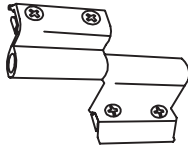


15.01.03

RESCARA PENCERE MENTEŞESİ  
RESCARA HINGE FOR WINDOWS

Renk / Colour: Pres-Eloksal  
Press-Anodised

75 kg için 2 adet, 85 kg için 3 adet kullanılmalıdır. / Should be used 2 for 75 kg, 3 for 85 kg.  
EN 1935:2002

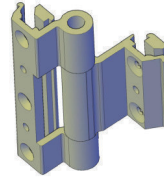


15.01.08

YERLİ PENCERE MENTEŞESİ  
LOCAL HINGE FOR WINDOWS

Renk / Colour: Siyah-Beyaz-Gri-Eloksal  
Black-White-Grey-Anodized

50 kg için 2 adet kullanılmalıdır. / Should be used 2 for 50 kg.  
Max. kanat ölçüsü 900x1300. / Max. vent dimension 900x1300  
TS EN 1935



15.01.12

YERLİ PENCERE MENTEŞESİ  
LOCAL HINGE FOR WINDOWS

Renk / Colour: Siyah-Beyaz-Gri-Eloksal  
Black-White-Grey-Anodized

TS EN 1935



15.01.17

GIESSE GİZLİ PENCERE MENTEŞESİ (SAĞ)  
GIESSE HIDDEN HINGE FOR WINDOWS (RIGHT)

Malzeme / Material : Paslanmaz Çelik  
Stainless Steel

100 kg için 2 adet kullanılmalıdır. / Should be used 2 for 100 kg.

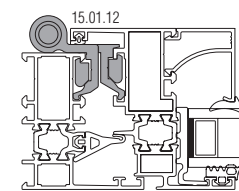
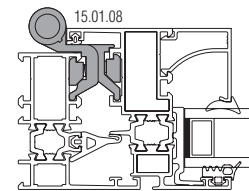
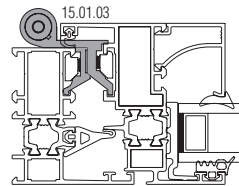
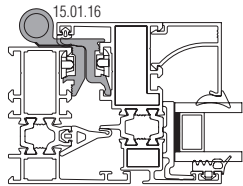


15.01.18

GIESSE GİZLİ PENCERE MENTEŞESİ (SOL)  
GIESSE HIDDEN HINGE FOR WINDOWS (LEFT)

Malzeme / Material : Paslanmaz Çelik  
Stainless Steel

100 kg için 2 adet kullanılmalıdır. / Should be used 2 for 100 kg.



Ölçek/Scale: 1/3

## KAPI MENTEŞELERİ / DOOR HINGES



15.02.14

GIESSE KAPI MENTEŞESİ  
GIESSE HINGE FOR DOORS

Renk / Colour: Siyah-Beyaz-Eloksal  
Black-White-Anodized

100 kg için 2 adet, 120 kg için 3 adet kullanılmalıdır. / Should be used 2 for 100 kg, 3 for 120 kg.  
EN 1935




15.02.09

YERLİ KAPI MENTEŞESİ  
LOCAL HINGE FOR DOORS

Renk / Colour: Siyah-Beyaz-Gri-Eloksal  
Black-White-Grey-Anodized

85 kg için 3 adet kullanılmalıdır. / Should be used 3 for 85 kg.  
Max. kanat ölçüsü 900x2200. / Max. vent dimension 900x2200  
TS EN 1935




15.02.12

YERLİ KAPI MENTEŞESİ  
LOCAL HINGE FOR DOORS

Renk / Colour: Siyah-Beyaz-Gri-Eloksal  
Black-White-Grey-Anodized

100 kg için 3 adet kullanılmalıdır. / Should be used 3 for 100 kg.  
Max. kanat ölçüsü 900x2300. / Max. vent dimension 900x2300  
TS EN 1935



15.02.07

YERLİ KAPI MENTEŞESİ  
LOCAL HINGE FOR DOORS

Renk / Colour: Siyah-Beyaz-Gri-Eloksal  
Black-White-Grey-Anodized

100 kg için 2 adet kullanılmalıdır. / Should be used 2 for 100 kg.  
Max. kanat ölçüsü 900x2200. / Max. vent dimension 900x2200  
TS EN 1935



15.02.20

RESCARA KAPI MENTEŞESİ  
RESCARA HINGE FOR DOORS

Renk / Colour: Siyah-Beyaz-Gri-Pres-Eloksal  
Black-White-Grey-Press-Anodized

120 kg için 2 adet kullanılmalıdır. / Should be used 2 for 120 kg.  
TS EN 1935




15.02.21

RESCARA KAPI MENTEŞESİ  
RESCARA HINGE FOR DOORS

Renk / Colour: Siyah-Beyaz-Gri-Pres-Eloksal  
Black-White-Grey-Press-Anodized

160 kg için 2 adet kullanılmalıdır. / Should be used 2 for 160 kg.  
TS EN 1935

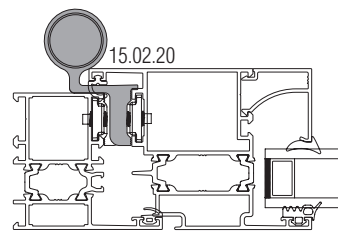
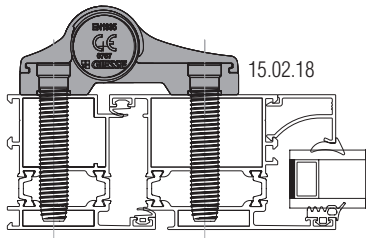
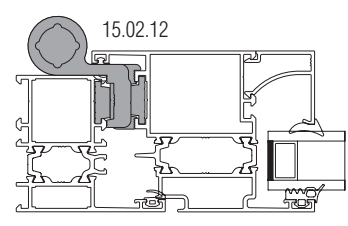
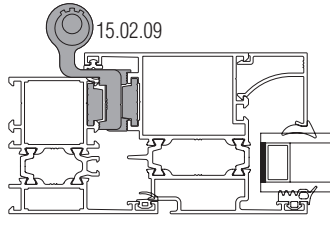
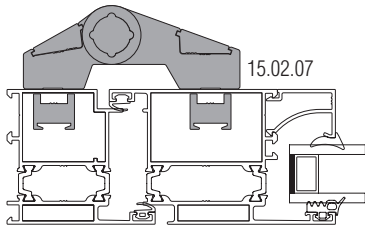


15.02.18

GIESSE DOMINA KAPI MENTEŞESİ  
GIESSE DOMINA HINGE FOR DOORS

Renk / Colour: Siyah-Beyaz-Gri-Pres-Eloksal  
Black-White-Grey-Press-Anodized

160 kg için 2, 180 kg için 3 adet kullanılmalıdır. / Should be used 2 for 160 kg., 3 for 180 kg.  
TS EN 1935



Ölçek/Scale: 1/3

ÇİFT EKSEN MEKANİZMALAR / TILT & TURN MECHANISM



GESSE FUTURA ÇİFT AÇILIM SETİ 80 kg  
GESSE FUTURA TILT & TURN MECHANISM 80 kg

Renk / Colour: Siyah-Beyaz-Gri  
Black-White-Grey

KANAT GENİŞLİĞİ SASH WIDTH	KANAT YÜKSEKLİĞİ SASH HEIGHT	KANAT AĞIRLIĞI SASH WEIGHT	GESSE ÇİFT AÇILIM SETİ GESSE TILT & TURN MECHANISM	ÇİFT AÇILIM SETİ TILT & TURN MECHANISM
410- 569 mm	600-1200 mm	80 kg	07.06.62	Çift Açılım Seti Tip 1 Tilt & Turn Mechanism
410- 569 mm	1201-2500 mm	80 kg	07.06.63	Çift Açılım Seti Tip 1 + Arka Kilitleme Tilt & Turn Mechanism Style 1 + Additional Tilt & Turn (Back)
570-1000 mm	600-1200 mm	80 kg	07.06.64	Çift Açılım Seti Tip 2 Tilt & Turn Mechanism Style 2
570-1000 mm	1201-2500 mm	80 kg	07.06.65	Çift Açılım Seti Tip 2 + Arka Kilitleme Tilt & Turn Mechanism Style 2+ Additional Tilt & Turn (Back)
1001-1700 mm	600-1200 mm	80 kg	07.06.66	Çift Açılım Seti Tip 2 + Alt Kilitleme + İlave Makas Tilt & Turn Mechanism Style 2 + Additional Tilt & Turn (Down) + Additional Arm
1001-1700 mm	1201-2500 mm	80 kg	07.06.67	Çift Açılım Seti Tip 2 + Alt Kilitleme + Arka Kilitleme + İlave Makas Tilt & Turn Mechanism Style 2 + Additional Tilt & Turn (Down) + Additional Tilt & Turn (Back) + Additional Arm

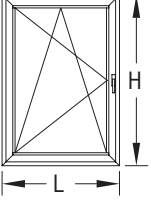

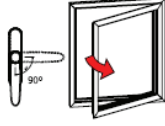
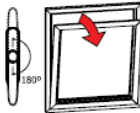





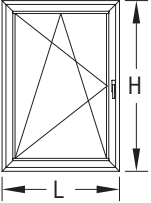
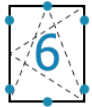
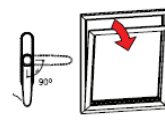
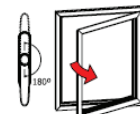



GESSE GİZLİ MENTEŞE ÇİFT AÇILIM SETİ 100 kg  
GESSE HIDDEN HINGE TILT & TURN MECHANISM 100 kg

Renk / Colour: Siyah-Beyaz-Gri  
Black-White-Grey

KANAT GENİŞLİĞİ SASH WIDTH	KANAT YÜKSEKLİĞİ SASH HEIGHT	KANAT AĞIRLIĞI SASH WEIGHT	GESSE ÇİFT AÇILIM SETİ GESSE TILT & TURN MECHANISM	GESSE GİZLİ MENTEŞE ÇİFT AÇILIM SETİ GESSE HIDDEN HINGE TILT & TURN MECHANISM
600-1000 mm	600-1200 mm	100 kg	07.06.81	Gizli Menteşe Çift Açılım Seti Sağ Hidden Hinge Tilt & Turn Mechanism Right
600-1000 mm	600-1200 mm	100 kg	07.06.82	Gizli Menteşe Çift Açılım Seti Sol Hidden Hinge Tilt & Turn Mechanism Left
600-1000 mm	1201-2500 mm	100 kg	07.06.83	Gizli Menteşe Çift Açılım Seti Sağ + İlave Kilit Hidden Hinge Tilt & Turn Mechanism Right + Additional Locking
600-1000 mm	1201-2500 mm	100 kg	07.06.84	Gizli Menteşe Çift Açılım Seti Sol + İlave Kilit Hidden Hinge Tilt & Turn Mechanism Left + Additional Locking
1001-1700 mm	600-1200 mm	100 kg	07.06.85	Gizli Menteşe Çift Açılım Seti Sağ + İlave Kilit Hidden Hinge Tilt & Turn Mechanism Right + Additional Locking
1001-1700 mm	600-1200 mm	100 kg	07.06.86	Gizli Menteşe Çift Açılım Seti Sol + İlave Kilit Hidden Hinge Tilt & Turn Mechanism Left + Additional Locking
1001-1700 mm	1201-2500 mm	100 kg	07.06.87	Gizli Menteşe Çift Açılım Seti Sağ + İlave Kilit (2 Adet) Hidden Hinge Tilt & Turn Mechanism Right + Additional Locking (2 Unit)
1001-1700 mm	1201-2500 mm	100 kg	07.06.88	Gizli Menteşe Çift Açılım Seti Sol + İlave Kilit (2 Adet) Hidden Hinge Tilt & Turn Mechanism Left + Additional Locking (2 Unit)

ÇİFT EKSEN MEKANİZMALARI / TILT & TURN MECHANISM

	<p>RESCARA ÇİFT AÇILIM SETİ 130 kg RESCARA TILT &amp; TURN MECHANISM 130 kg</p> <p>Renk / Colour: Siyah-Beyaz-Gri Black-White-Grey</p>					
						
<p>KANAT GENİŞLİĞİ SASH WIDTH L (m)</p>	<p>KANAT YÜKSEKLİĞİ SASH HEIGHT H (m)</p>	<p>KANAT AĞIRLIĞI SASH WEIGHT KG</p>	<p>MEKANİZMA MECHANISM</p>	<p>MAKAS ARM</p>	<p>İLAVE KİLİTLEME ADDITIONAL LOCKING</p>	<p>İLAVE MAKAS ADDITIONAL ARM</p>
563-1000 mm	600-1200 mm	130 kg	07.06.79	07.06.80	----	----
563-1000 mm	1200-2500 mm	130 kg	07.06.79	07.06.80	07.06.76	----
1000-1700 mm	600-1200 mm	130 kg	07.06.79	07.06.80	07.06.76	07.06.77
1000-1700 mm	1200-2500 mm	130 kg	07.06.79	07.06.80	07.06.76 (2 Adet)	07.06.77

	<p>RESCARA AKILLI ÇİFT AÇILIM SETİ 130 kg RESCARA TBT TILT &amp; TURN MECHANISM 130 kg</p> <p>Renk / Colour: Siyah-Beyaz-Gri Black-White-Grey</p> <p>KOL ANAHTARLIDIR / HANDLE WITH KEYLOCK</p>					
						
<p>KANAT GENİŞLİĞİ SASH WIDTH L (m)</p>	<p>KANAT YÜKSEKLİĞİ SASH HEIGHT H (m)</p>	<p>KANAT AĞIRLIĞI SASH WEIGHT KG</p>	<p>MEKANİZMA MECHANISM</p>	<p>MAKAS ARM</p>	<p>İLAVE KİLİTLEME ADDITIONAL LOCKING</p>	<p>İLAVE MAKAS ADDITIONAL ARM</p>
563-1000 mm	600-1200 mm	130 kg	07.06.74 (TBT)	07.06.75 (TBT)	----	----
563-1000 mm	1200-2500 mm	130 kg	07.06.74 (TBT)	07.06.75 (TBT)	07.06.76	----
1000-1700 mm	600-1200 mm	130 kg	07.06.74 (TBT)	07.06.75 (TBT)	----	07.06.77
1000-1700 mm	1200-2500 mm	130 kg	07.06.74 (TBT)	07.06.75 (TBT)	07.06.76	07.06.77

PVC KANAL İÇİN AÇILIM SETLERİ / OPENING SETS FOR PVC CHANNEL



07.05.41

RESCARA AKUSTİK PENCERE KOLU  
RESCARA ACOUSTIC HANDLE

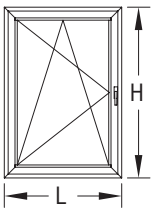
Renk / Colour: Siyah-Beyaz-Gri  
Black-White-Grey



07.05.42

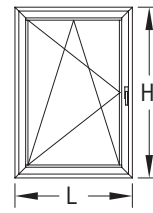
RESCARA AKUSTİK PENCERE KOLU  
RESCARA ACOUSTIC HANDLE

Renk / Colour: Siyah-Beyaz-Gri  
Black-White-Grey



PVC KANALLI ÇİFT AÇILIM SETİ 80 kg  
TILT & TURN MECHANISM FOR PVC CHANNEL 80 kg

Renk / Colour: Siyah-Beyaz-Gri  
Black-White-Grey



PVC KANALLI TEK AÇILIM SETİ 80 kg  
SIDE HUNG OPENING SET FOR PVC CHANNEL 80 kg

Renk / Colour: Siyah-Beyaz-Gri  
Black-White-Grey



KANAT GENİŞLİĞİ SASH WIDTH L (mm)	KANAT YÜKSEKLİĞİ SASH HEIGHT H (mm)	KANAT AĞIRLIĞI SASH WEIGHT KG	SAĞ RIGHT	SOL LEFT
501-750 mm	951-1450 mm	80 kg	07.30.01	07.30.02
501-750 mm	1451-1950 mm	80 kg	07.30.05	07.30.06
501-750 mm	1951-2450 mm	80 kg	07.30.07	07.30.08
751-1000 mm	951-1450 mm	80 kg	07.30.09	07.30.10
751-1000 mm	1451-1950 mm	80 kg	07.30.13	07.30.14
751-1000 mm	1951-2450 mm	80 kg	07.30.15	07.30.16
1001-1200 mm	951-1450 mm	80 kg	07.30.17	07.30.18
1001-1200 mm	1451-1950 mm	80 kg	07.30.21	07.30.22
1001-1200 mm	1951-2450 mm	80 kg	07.30.23	07.30.24
1201-1450 mm	951-1450 mm	80 kg	07.30.25	07.30.26
1201-1450 mm	1451-1950 mm	80 kg	07.30.29	07.30.30
1201-1450 mm	1951-2450 mm	80 kg	07.30.31	07.30.32
1451-1600 mm	951-1450 mm	80 kg	07.30.33	07.30.34
1451-1600 mm	1451-1950 mm	80 kg	07.30.37	07.30.38
1451-1600 mm	1951-2450 mm	80 kg	07.30.39	07.30.40

KANAT GENİŞLİĞİ SASH WIDTH L (mm)	KANAT AĞIRLIĞI SASH WEIGHT KG	SAĞ RIGHT	SOL LEFT
501-600 mm	80 kg	07.27.01	07.27.02
601-800 mm	80 kg	07.27.03	07.27.04
801-900 mm	80 kg	07.27.05	07.27.06
901-1000 mm	80 kg	07.27.07	07.27.08
1001-1100 mm	80 kg	07.27.09	07.27.10
1101-1200 mm	80 kg	07.27.11	07.27.12
1201-1300 mm	80 kg	07.27.13	07.27.14
1301-1400 mm	80 kg	07.27.15	07.27.16
1401-1600 mm	80 kg	07.27.17	07.27.18
1601-1800 mm	80 kg	07.27.19	07.27.20
1801-2000 mm	80 kg	07.27.21	07.27.22
2000-2200 mm	80 kg	07.27.23	07.27.24

\* KOL SETE DAHİL DEĞİLDİR. KOL SEÇENEKLERİ; 07.05.41 - 07.05.42  
HANDLE IS NOT INCLUDED IN THE SET. HANDLE OPTIONS; 07.05.41 - 07.05.42

\*\*PVC KANALLI TEK AÇILIM SETİ İÇİN KANAT GENİŞLİĞİ L<1000MM OLMALIDIR.  
DAHA BÜYÜK ÖLÇÜLER İÇİN TEKNİK OFİS İLE İRTİBATA GEÇİLEBİLİR.

PERIMETRIC GROOVE (16MM) SIDE HUNG OPENING KIT FOR L<1000MM. FOR L>1000MM PLEASE CONTACT TECHNICAL OFFICE.

PENCERE KOLLARI / WINDOW HANDLES

01

02

03

04

05

06

07

08

09

10

11

12



07.05.25

GIESSE İSPANYOLET KOL (ÇİFT DİLLİ)  
GIESSE HANDLE FOR WINDOWS (DOUBLE RAIL)

Renk / Colour: Siyah-Beyaz-Gri  
Black-White-Grey

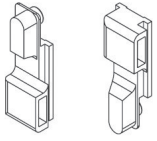
UNI CEI EN ISO / IEC 17050



07.05.33

GIESSE ANAHTARLI İSPANYOLET KOL (ÇİFT DİLLİ)  
GIESSE KEY HANDLE FOR WINDOWS (DOUBLE RAIL)

Renk / Colour: Siyah-Beyaz-Gri  
Black-White-Grey



07.25.01

GIESSE TIJ BAĞLANTI PARÇASI  
GIESSE CONNECTION ROD

Renk / Colour: Siyah / Black  
Malzeme / Material: Polyamid - Polyamide

07.05.25, 07.05.33 ve 07.05.34 Kol için / For Handle 07.05.25, 07.05.33 and 07.05.34



07.05.34

GIESSE SÖKÜLEBİLİR KOL GÖVDESİ (ÇİFT DİLLİ)  
GIESSE REMOVABLE HANDLE BODY (DOUBLE RAIL)

Renk / Colour: Siyah-Beyaz-Gri  
Black-White-Grey



07.05.29

RESCARA GLOBAL ANAHTARLI PENCERE KOLU  
(TEK DİLLİ)  
RESCARA GLOBAL KEY HANDLE FOR WINDOWS (SINGLE RAIL)

Renk / Colour: Siyah-Beyaz-Gri  
Black-White-Grey

EN 1670



07.05.35

GIESSE SÖKÜLEBİLİR KOL  
GIESSE REMOVABLE HANDLE

Renk / Colour: Siyah  
Black



07.13.07

RESCARA KOL BAĞLANTI PARÇASI  
RESCARA CONNECTION PART FOR HANDLE

Malzeme / Material: Zamak  
Zamak

07.05.29 Kol için / For Handle 07.05.29



07.05.30

RESCARA GLOBAL SÖKÜLEBİLİR KOL GÖVDESİ  
RESCARA GLOBAL REMOVABLE HANDLE BODY (DOUBLE RAIL)

Renk / Colour: Siyah-Beyaz-Gri  
Black-White-Grey

EN 1670



07.05.28

RESCARA GLOBAL PENCERE KOLU (TEK DİLLİ)  
RESCARA GLOBAL HANDLE FOR WINDOWS (SINGLE RAIL)

Renk / Colour: Siyah-Beyaz-Gri  
Black-White-Grey

EN 1670



07.05.31

RESCARA SÖKÜLEBİLİR KOL  
RESCARA REMOVABLE HANDLE

Renk / Colour: Siyah  
Black

EN 1670



07.05.32

RESCARA GLOBAL PENCERE KOLU (ÇİFT DİLLİ)  
RESCARA GLOBAL HANDLE FOR WINDOWS (DOUBLE RAIL)

Renk / Colour: Siyah-Beyaz-Gri  
Black-White-Grey

EN 1670, 13126-8



07.13.08

RESCARA KOL BAĞLANTI PARÇASI  
RESCARA CONNECTION PART FOR HANDLE

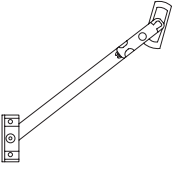
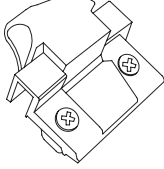




Renk / Colour: Siyah / Black  
Malzeme / Material: PVC

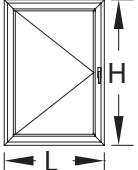







07.05.28, 07.05.30 ve 07.05.32 Kol için / For Handle 07.05.28, 07.05.30 and 07.05.32

## İSPANYOLET KİLİTLEME PARÇALARI / LOCKING KITS

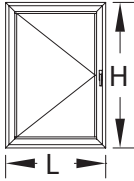







01		<b>07.13.03</b> PİM LOCK PIN Malzeme / Material: Zamak Zamak		<b>07.13.06</b> GIESSE PİM GIESSE ADJUSTABLE LOCKING PAWL Malzeme / Material: Zamak Zamak
02				
03		<b>07.09.07</b> GIESSE AYARLI PİM KARŞILIĞI GIESSE ADJUSTABLE SINGLE STRIKER Malzeme / Material: Zamak Zamak		<b>07.09.08</b> GIESSE ARKA KİLİTLEME GIESSE BURGLAR BOLT Malzeme / Material: Zamak Zamak
04				
05		<b>18.07.02</b> GIESSE PASİF KANATSÜRGÜ SETİ GIESSE BOLT FOR PASSIVE LEAF Malzeme / Material: Zamak ve Polyemid Zamak and Polyamide		<b>07.09.11</b> RESCARA SABİT KARŞILIK RESCARA FIXED STRIKER Malzeme / Material: Zamak Zamak
06				
07		<b>07.09.12</b> RESCARA AYARLIK KARŞILIK RESCARA ADJUSTABLE STRIKER Malzeme / Material: Zamak Zamak		<b>07.09.13</b> RESCARA ARKA KİLİTLEME RESCARA BURGLAR BOLT Malzeme / Material: Zamak Zamak
08				
09		<b>07.21.02</b> GIESSE KÖŞE DÖNME GIESSE CORNER DRIVE Malzeme / Material: Zamak Zamak		<b>07.21.03</b> RESCARA KÖŞE DÖNME RESCARA CORNER DRIVE Malzeme / Material: Zamak Zamak
10				
11				
12		<b>07.06.78</b> RESCARA MICROVENTİLASYON RESCARA MICROVENTILATION Malzeme / Material: Zamak Zamak		

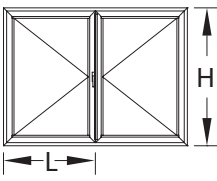






 <p><b>07.07.02</b> VASİSTAS MAKAS ARM FOR BOTTOM-HUNG WINDOWS Renk / Colour: Siyah-Beyaz-Gri Black-White-Grey</p>	 <p><b>07.08.01</b> RESCARA VASİSTAS MANDAL RESCARA DEVICE FOR CLOSING BOTTOM-HUNG WINDOWS Renk / Colour: Siyah-Beyaz-Gri Black-White-Grey</p>
 <p><b>07.07.08</b> SINIRLAYICI MAKAS LIMITER Malzeme / Material: Gümüş / Paslanmaz Çelik Silver / Stainless Steel</p>	 <p><b>07.07.09</b> GIESSE VASİSTAS MAKAS GIESSE ARM FOR BOTTOM-HUNG WINDOWS Renk / Colour: Siyah-Beyaz-Gri Black-White-Grey</p>
 <p><b>07.07.11</b> GIESSE VASİSTAS PENCERE SETİ GIESSE BOTTOM HUNG WINDOW SET Kol ve menteşe sete dahil değildir. Handle and hinge is not included in the set.</p>	 <p><b>11.02.34</b> RESCARA KANAT DESTEK TAKOZU RESCARA VENT SUPPORT PIECE Renk / Colour: Siyah / Black Malzeme / Material: PVC</p>

<p>ÇİFT DİLLİ KOL VE KİLİTLEME SETİ SEÇİM TABLOSU DOUBLE RAILED HANDLE AND LOCKING KIT TABLE</p>			<p>TEMEL SET MAIN SET</p>	<p>İLAVE ÜRÜNLER ADDITIONAL PRODUCTS</p>	
KOD CODE	AÇIKLAMA DESCRIPTION	ÜRÜN RESMİ PRODUCT IMAGE	H<1200mm L<1000mm	1200mm < H < 2700 mm	1000mm < L < 1400 mm
07.05.25	GIESSE ÇİFT DİLLİ KOL GIESSE DOUBLE RAIL HANDLE		1		
07.25.01	GIESSE KOL BAĞLANTISI GIESSE ROD CONNECTION PIECES		1		
07.13.06	GIESSE AYARLI PİM GIESSE ADJUSTABLE LOCKING PAWL		2	2	2
07.09.11	RESCARA SABİT KARŞILIK RESCARA FIXED STRIKER		2	2	2
07.09.07	GIESSE AYARLI PİM KARŞILIĞI GIESSE ADJUSTABLE SINGLE STRIKER				2
07.21.02	GIESSE KÖŞE DÖNME GIESSE CORNER DRIVE				2
11.02.34	RESCARA KANAT DESTEK TAKOZU RESCARA VENT SUPPORT PIECE		1		

\*\*\* Giesse kol ve kilitleme aksesuarları 25 I 07 tij profili ile kullanılmalıdır.  
Giesse handle and locking accessories should be used with 25 I 07 rod profile.

TEK DİLLİ KOL VE KİLİTLEME SETİ SEÇİM TABLOSU SINGLE RAILED HANDLE AND LOCKING KIT TABLE			TEMEL SET MAIN SET	İLAVE ÜRÜNLER ADDITIONAL PRODUCTS	
KOD CODE	AÇIKLAMA DESCRIPTION	ÜRÜN RESMİ PRODUCT IMAGE	H<1200mm L<1000mm	1200mm < H < 2700 mm	1000mm < L < 1400 mm
07.05.28 07.05.29	RESCARA TEK DİLLİ KOL RESCARA SINGLE RAIL HANDLE		1		
07.13.07	RESCARA KOL BAĞLANTI PARÇASI RESCARA CONNECTION PART FOR HANDLE		1		
07.13.06	GIESSE AYARLI PİM GIESSE ADJUSTABLE LOCKING PAWL		2	2	2
07.09.11	RESCARA SABİT KARŞILIK RESCARA FIXED STRIKER		2	2	2
07.09.12	RESCARA AYARLI KARŞILIK RESCARA ADJUSTABLE STRIKER				2
07.21.03	RESCARA KÖŞE DÖNME RESCARA CORNER DRIVE				2
11.02.34	RESCARA KANAT DESTEK TAKOZU RESCARA VENT SUPPORT PIECE		1		

ÇİFT/TEK AÇILIM PASİF KANAT AKSESUAR SEÇİM TABLOSU SECONDARY SASH LOCKING KIT TABLE			TEMEL SET MAIN SET	İLAVE ÜRÜNLER ADDITIONAL PRODUCTS	
KOD CODE	AÇIKLAMA DESCRIPTION	ÜRÜN RESMİ PRODUCT IMAGE	H<1200mm L<1000mm	1200mm < H < 2700 mm	1000mm < L < 1400 mm
18.07.02	GIESSE SÜRGÜ SETİ GIESSE BOLT FOR SECONDARY SASH		1		
07.21.02	GIESSE KÖŞE DÖNME PARÇASI GIESSE CORNER DRIVE				2
07.09.07	GIESSE AYARLI PİM KARŞILIĞI GIESSE ADJUSTABLE SINGLE STRIKER				2
07.09.08	GIESSE ARKA KİLİTLEME GIESSE BURGLAR BOLT			1	

\*\*\* Giesse kol ve kilitleme aksesuarları 25 I 07 tij profili ile kullanılmalıdır.  
Giesse handle and locking accessories should be used with 25 I 07 rod profile.

## KAPI KOLLARI / DOOR HANDLES



07.14.06

GIESSE KAPI KOLU  
GIESSE DOOR HANDLE

Renk / Colour: Siyah-Beyaz-Gri  
Black-White-Grey



07.14.07

RESCARA GLOBAL KAPI KOLU  
RESCARA GLOBAL DOOR HANDLE

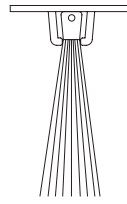
Renk / Colour: Siyah-Beyaz-Gri  
Black-White-Grey



07.14.08

RESCARA MULETA KAPI KOLU  
RESCARA MULETA DOOR HANDLE

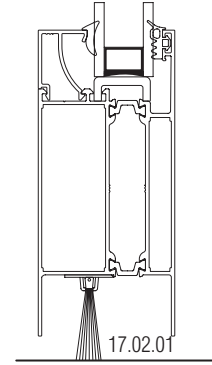
Renk / Colour: Siyah-Beyaz-Gri  
Black-White-Grey



17.02.01

KAPI ALTI FIRÇASI  
BRUSH FOR DOORS

Malzeme / Material: Polipropilen  
Polypropylene



Ölçek/Scale: 1/3

01

02

03

04

05

06

07

08

09

10

11

12

KAPI KOLLARI / DOOR HANDLES



07.17.19

AKBANK KAPI KOLU  
DOOR HANDLE

Renk / Colour: Siyah-Beyaz-Gri-Eloksal  
Black-White-Grey-Anodized

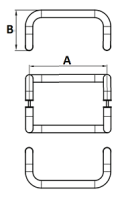
Ölçüler / Dimensions: H:200 cm



07.13.10

AKBANK KOL APARATI  
DOOR HANDLE

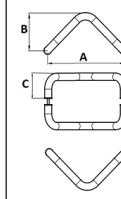
Renk / Colour: Siyah-Beyaz-Gri-Eloksal  
Black-White-Grey-Anodized



KIVRIK KOL  
DOOR HANDLE

Renk / Colour: Siyah-Beyaz-Gri-Eloksal  
Black-White-Grey-Anodized

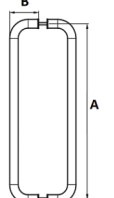
KOD CODE	Ø (mm)	A (mm)	B (mm)
07.17.10	25	200	130
07.17.11	25	300	130
07.17.02	25	400	130
07.17.27	25	500	160



V KOL  
DOOR HANDLE

Renk / Colour: Siyah-Beyaz-Gri-Eloksal  
Black-White-Grey-Anodized

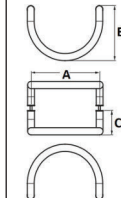
KOD CODE	Ø (mm)	A (mm)	B (mm)	C (mm)
07.17.06	25	200	130	80
07.17.29	25	250	130	80
07.17.30	25	300	130	80
07.17.31	30	400	160	100



U KOL  
DOOR HANDLE

Renk / Colour: Siyah-Beyaz-Eloksal  
Black-White-Anodized

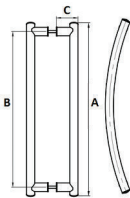
KOD CODE	Ø (mm)	A (mm)	B (mm)
07.17.08	25	200	80
07.17.35	25	300	80
07.17.36	30	400	100



YARIM AY KOL  
DOOR HANDLE

Renk / Colour: Siyah-Beyaz-Eloksal  
Black-White-Anodized

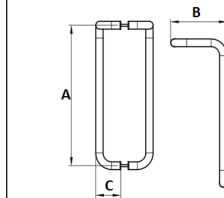
KOD CODE	Ø (mm)	A (mm)	B (mm)	C (mm)
07.17.32	25	200	130	80
07.17.20	25	300	130	80
07.17.33	30	350	160	100



YAY KOL  
DOOR HANDLE

Renk / Colour: Siyah-Beyaz-Eloksal  
Black-White-Anodized

KOD CODE	Ø (mm)	A (mm)	B (mm)
07.17.37	80	400	350
07.17.22	80	500	450
07.17.38	80	600	550
07.17.39	80	700	650
07.17.40	80	800	750




BASTON KOL  
DOOR HANDLE

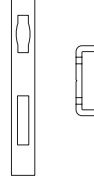
Renk / Colour: Siyah-Beyaz-Eloksal  
Black-White-Anodized

KOD CODE	Ø (mm)	A (mm)	B (mm)	C (mm)
07.17.23	25	900	180	80
07.17.34	25	1000	180	80


## KAPI KİLİTLERİ / DOOR LOCKS



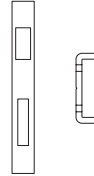
18.01.01  
MAKARALI KİLİT  
MORTISE LOCK (WITH ROLLER)



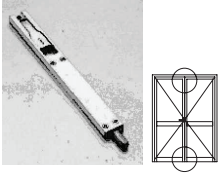
18.02.23  
MAKARALI KİLİT KARŞILIĞI  
FOREND FOR MORTISE LOCK



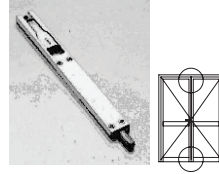
18.01.02  
DİLLİ KİLİT  
MORTISE LOCK



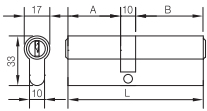
18.02.22  
DİLLİ KİLİT KARŞILIĞI  
FOREND FOR ROLLER LOCK



18.03.01  
KAPI SÜRGÜSÜ (UZUN)  
BOLT FOR DOORS (LONG)



18.03.06  
KAPI SÜRGÜSÜ (KISA)  
BOLT FOR DOORS (SHORT)



18.04.11  
BAREL  
CYLINDER

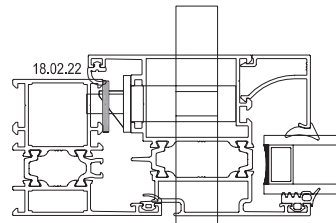
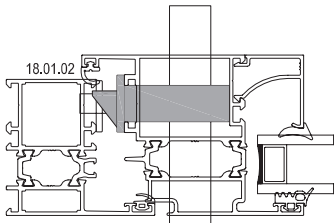
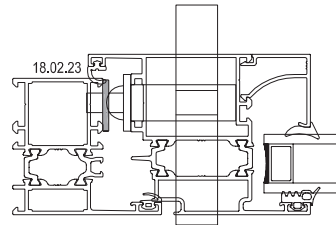
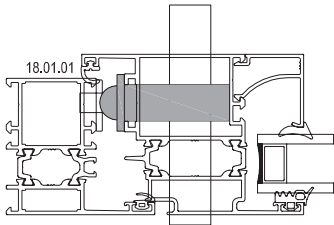
A	B	L
26	40	76

Malzeme / Material: Krom-Nikel  
Chrome-Nickel



18.05.02  
BAREL AYNASI  
CYLINDER COVER

Renk / Colour: Siyah-Beyaz-Gri  
Black-White-Grey



Ölçek/Scale: 1/3